



	6,350 (-200)	10,985 (+580)	665 (-15)	6,800 (-115)
9	7,654 (+169)	6,522 (+122)	1,632 (-54)	3,652 (+182)
0	7,150 (-150)	782 (+74)	1,901 (+101)	3,280 (-120)
%	2,022 (-18)	631 (+40)	6,287 (-57)	12,630 (+330)

MONTHLY REPORT

August 2024

August 2024 Overall

BSP SouthPool

Day-Ahead

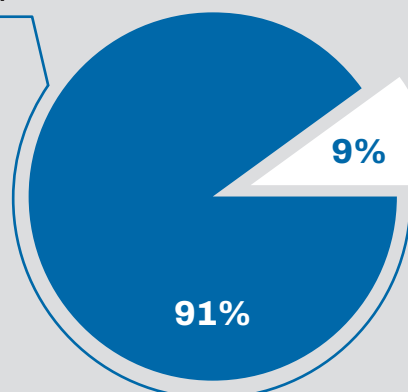
Volume (MWh)		
Total	1.152.155	↓ 7,4%
Avg. daily	37.166	↓ 7,4%
Max. daily	43.149	↓ 5,9%
Min. daily	30.823	↑ 36,6%

Price (€/MWh)					
	Avg. Daily		Max. Daily	Min. Daily	Spec. Daily Volatility
Base	110,89	↑ 25,6%	216,55	51,16	10,58%
Euro-Peak	101,70	↑ 35,1%	258,95	12,13	21,91%

Intraday

Volume (MWh)		
MI1	3.483	↓ 43,4%
MI2	24.570	↓ 7,9%
MI3	1.716	↓ 42,6%
INTR	88.171	↓ 11,5%

Day-Ahead



Intraday

MI1 0,2%
MI2 1,8%
MI3 0,1%
INTR 6,9%

Day-Ahead
1.152.155 GWh
(-7,4% MoM)

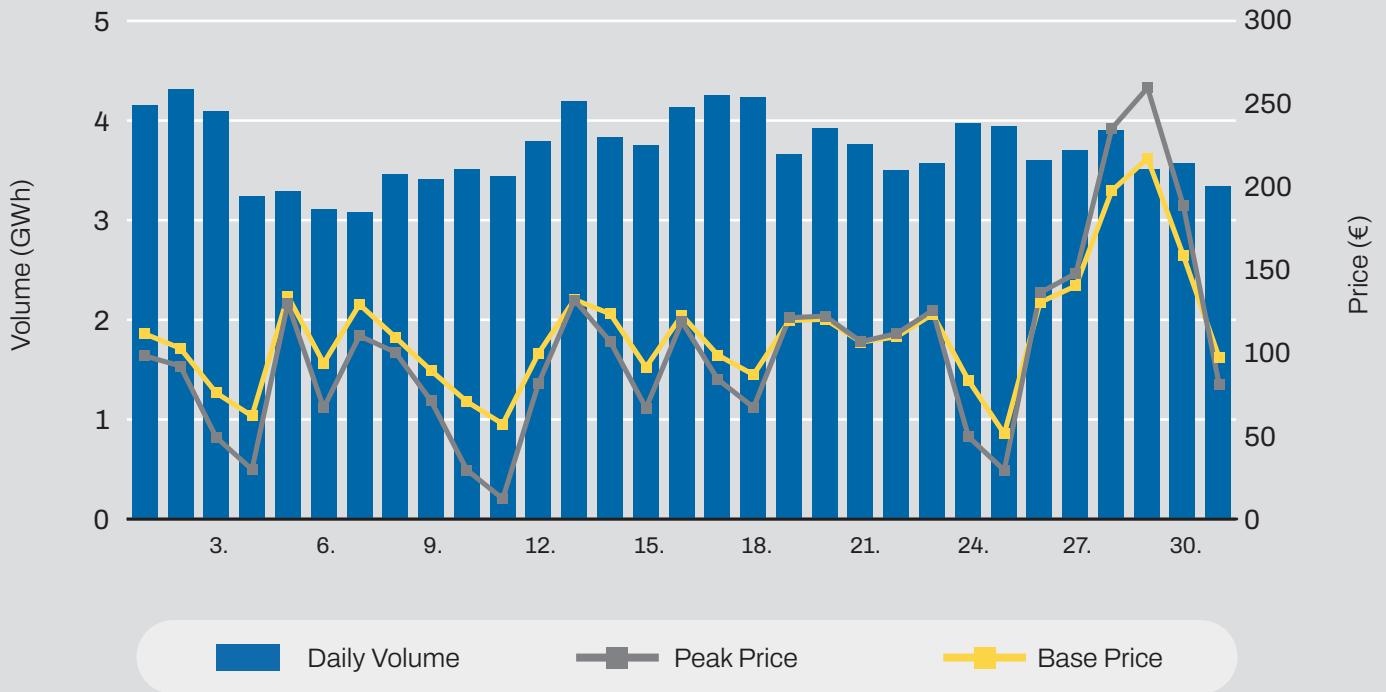
Base Avg.
110,89 €/MWh
(+25,6% MoM)

Intraday
117.940 GWh
(-12,9% MoM)

Daily Average
37.166 GWh
(-7,4% MoM)

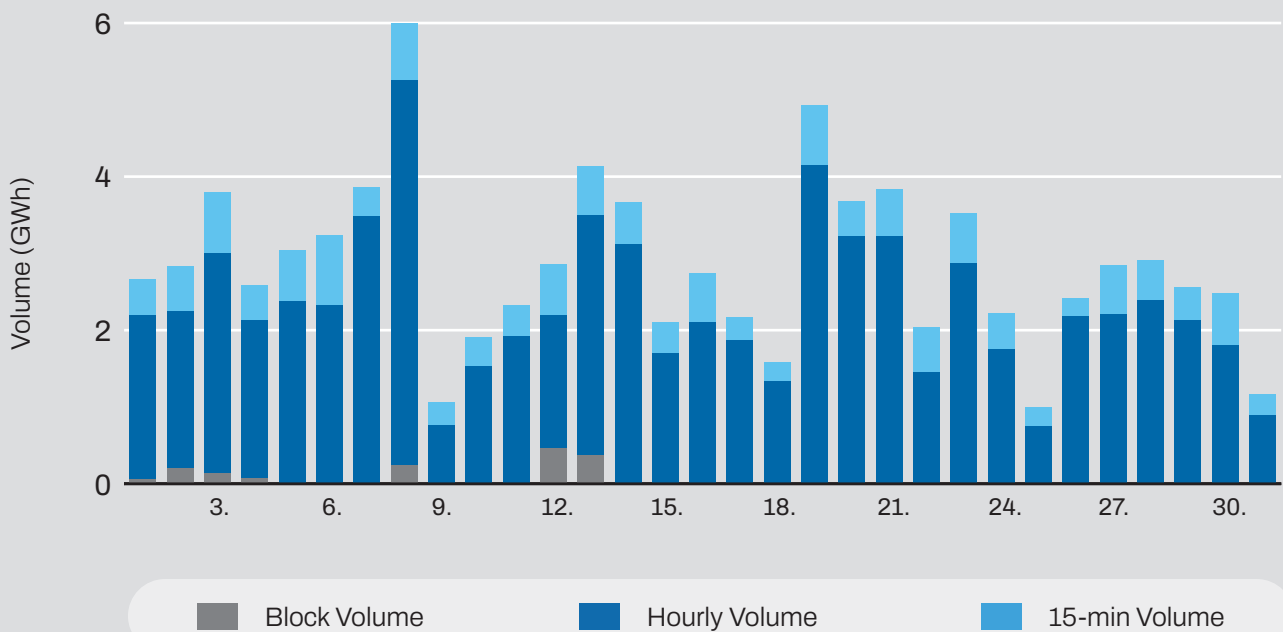
Daily Record
43.149 GWh
(-5,9% MoM)

Day-Ahead Volumes and Prices



Intraday Continuous Trading

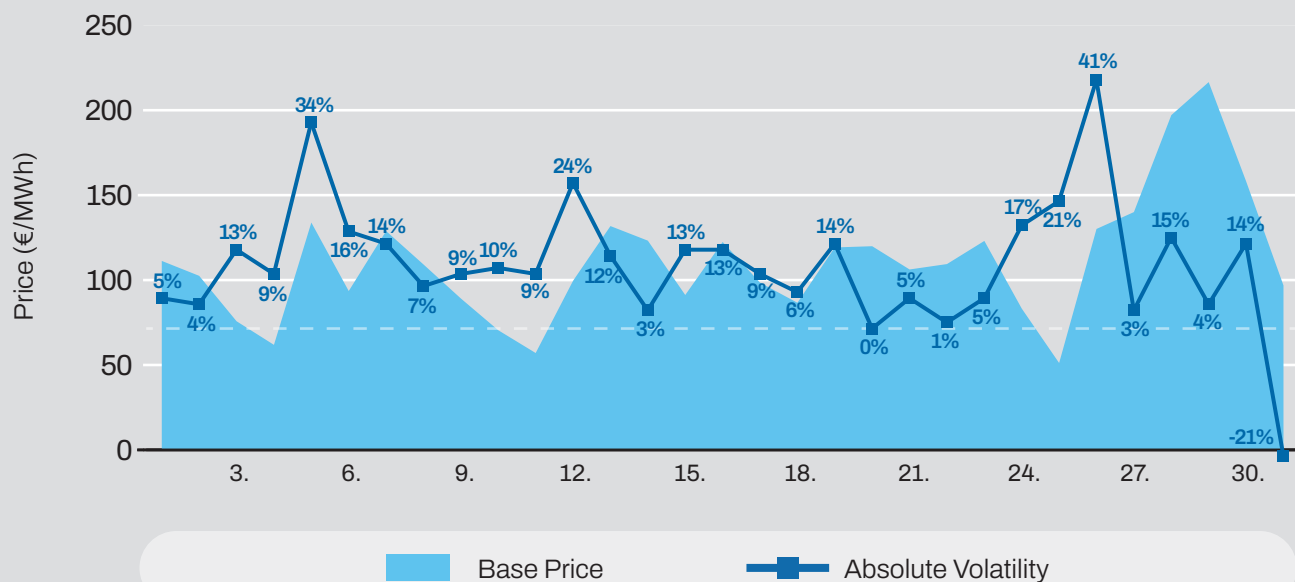
Volumes by Products



Average Monthly Day-Ahead Auction

Average Hourly Prices						Cross-Zonal Capacities	
Hour	Volume (MWh)	Average price (€/MWh)	Hour	Volume (MWh)	Average price (€/MWh)	Export/Import	Allocated (MWh)
1	1.580	106,60	13	1.569	53,97	SI → IT	106.938
2	1.473	98,18	14	1.585	52,81	IT → SI	149.218
3	1.439	89,81	15	1.578	58,51	SI → AT	458
4	1.413	87,32	16	1.532	75,43	AT → SI	742.221
5	1.394	86,88	17	1.602	92,98	SI → HU	218.464
6	1.374	94,21	18	1.713	121,76	HU → SI	41.863
7	1.338	110,66	19	1.836	196,99	SI → HR	599.849
8	1.253	112,21	20	1.924	271,71	HR → SI	0
9	1.084	99,00	21	1.985	255,93	Total	1.859.011
10	1.217	79,71	22	1.925	161,92		
11	1.373	62,53	23	1.795	128,50		
12	1.502	55,01	24	1.681	108,86		

Daily Volatility of Base Price



Comparison


Day-Ahead Auction			
	August 2024	July 2024	August 2023
Avg. Daily Volume (MWh)	37.166	40.148	23.688
Avg. Hourly Volume (MWh)	1.549	1.673	987
Avg. Base Price (€/MWh)	110,89	88,26	94,69
Avg. Euro-Peak Price (€/MWh)	101,7	75,28	88,46

Day-Ahead Market Volumes and Prices



Past 12 Months Trade Information

Total Intraday Volumes (MWH)



Total Volume from Aug 2023

	Continuous	MI1	MI2	MI3
Sep	100.019	8.686	15.915	7.155
Oct	112.298	10.930	9.677	13.897
Nov	131.995	11.288	8.949	8.951
Dec	114.685	8.884	3.729	2.710
Jan	157.069	9.075	8.822	4.719
Feb	165.546	7.245	5.793	4.820
Mar	173.791	6.993	4.122	8.938
Apr	170.675	9.681	5.547	7.689
May	153.122	12.571	7.389	6.536
Jun	133.400	14.038	22.656	5.756
Jul	99.603	6.152	26.684	2.991
Sep	88.171	3.483	24.570	1.716

Continuous
 MI1
 MI2
 MI3

August 2024 Overall

Seepex

Day-Ahead
529.995 GWh
(+7,4% MoM)

Base Avg.
127,15 €/MWh
(-5,3% MoM)

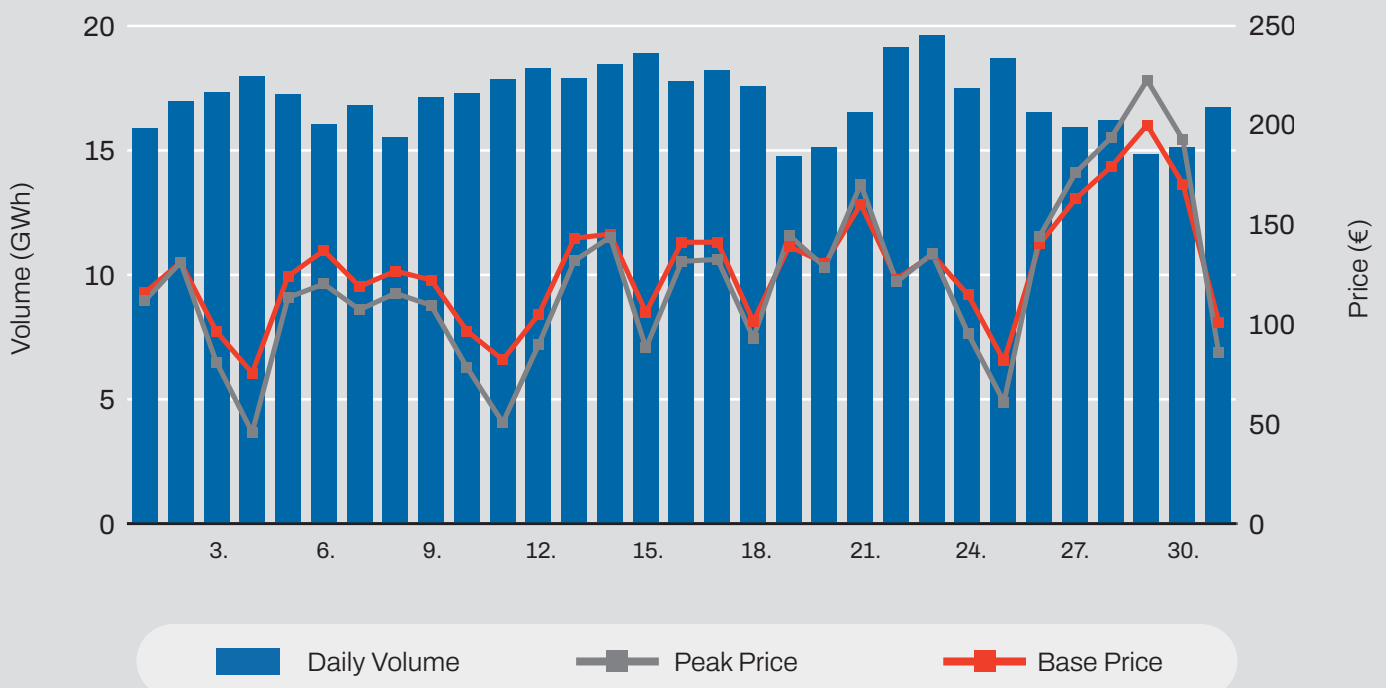
Daily
Average
17.097 GWh
(+7,4% MoM)

Daily
Record
19.609 GWh
(+4,2% MoM)

Day-Ahead

Volume (MWh)			Price (€/MWh)					
Total	529.995	↑7,4%		Avg. Daily	Max. Daily	Min. Daily	Spec. Daily Volatility	
Avg. daily	17.097	↑7,4%	Base	127,15	↓5,2%	199,68	75,38	8,48%
Max. daily	19.609	↑4,2%	Euro-Peak	120,69	↓2,0%	222,15	45,67	13,06%
Min. daily	14.777	↑14,4%						

Day-Ahead Volumes and Prices

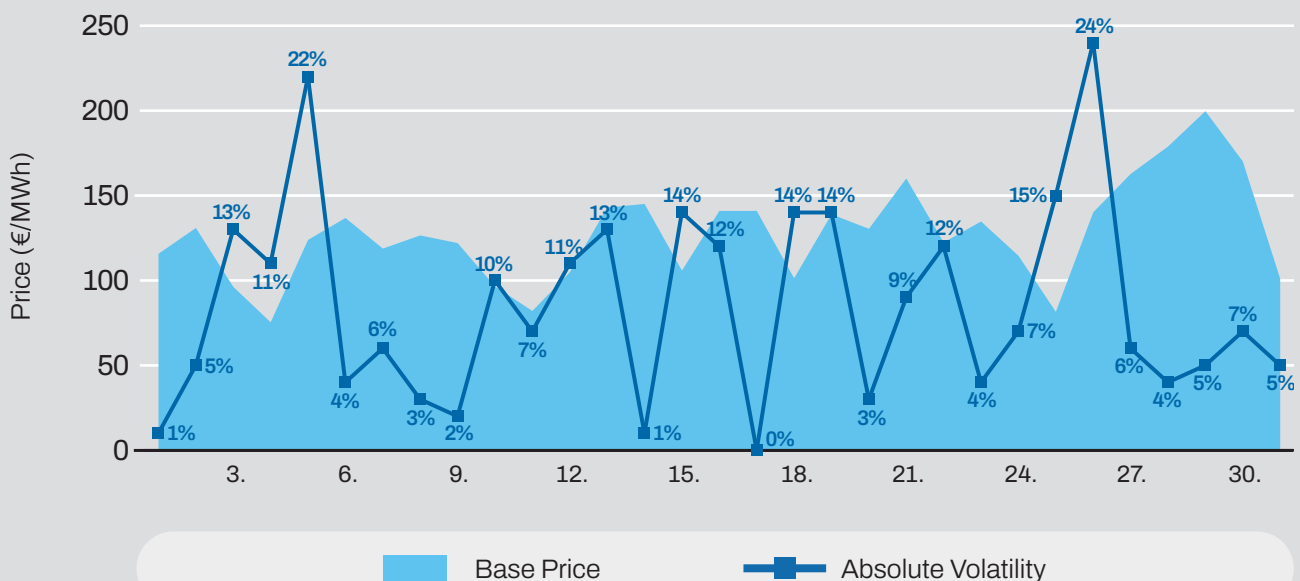


Day-Ahead Auction

Average Hourly Prices

Hour	Average Volume (MWh)	Average price (€/MWh)	Hour	Average Volume (MWh)	Average price (€/MWh)
1	586	120,91	13	975	73,01
2	571	107,71	14	970	78,80
3	581	99,15	15	947	87,00
4	588	95,03	16	847	100,26
5	603	95,10	17	722	126,31
6	583	102,00	18	637	156,06
7	586	114,64	19	672	216,18
8	628	116,09	20	687	287,69
9	674	101,55	21	693	295,29
10	814	82,82	22	682	190,06
11	893	70,23	23	631	143,59
12	949	68,32	24	580	123,81

Daily Volatility of Base Price



Intraday trading on SEEPEX started on **25th July 2023**
 Number of participants: **20**



U	1.822	20.349.000
K	3.680	233.681.000
PL	1.062	55.678.000
E	485	8.369.000
AH	8.569	159.301.000
PP	6.602	102.698.000
K	890	24.697.000
G	6.280	76.002.000
ID	2.436	57.610.000



1.822 (-35)	20.369 (+580)	890 (-20)
3.605 (+210)	9.542 (-128)	2.600 (+35)
3.204 (-33)	5.211 (+156)	7.100 (-60)
3.110 (-20)	712 (+12)	134 (+5)



ADEX GROUP holding company Ltd.

Dunajska cesta 156,
1000 Ljubljana, Slovenia

T SI +386 1 /620 76 76
T RS +381 11 715 28 43
E info@adex-spot.com