



	6,350 (-200)	10,985 (+580)	665 (-15)	6,800 (-115)
9	7,654 (+169)	6,522 (+122)	1,632 (-54)	3,652 (+182)
0	7,150 (-150)	782 (+74)	1,901 (+101)	3,280 (-120)
	2,022 (-18)	631 (+40)	6,287 (-57)	12,630 (+330)

MONTHLY REPORT

October 2024

October 2024 Overall

Day-Ahead

Volume (MWh)		
Total	1.017.014	↑2,6%
Avg. daily	32.807	↓0,7%
Max. daily	45.584	↑18,4%
Min. daily	25.440	↓1,1%

Price (€/MWh)					
	Avg. Daily		Max. Daily	Min. Daily	Spec. Daily Volatility
Base	88,73	↓6,2%	140,09	17,60	14,54%
Euro-Peak	95,83	↓0,4%	164,47	16,05	18,67%

Day-Ahead
1.017.014 GWh
(+2,6% MoM)

Base Avg.
88,73 €/MWh
(-6,2% MoM)

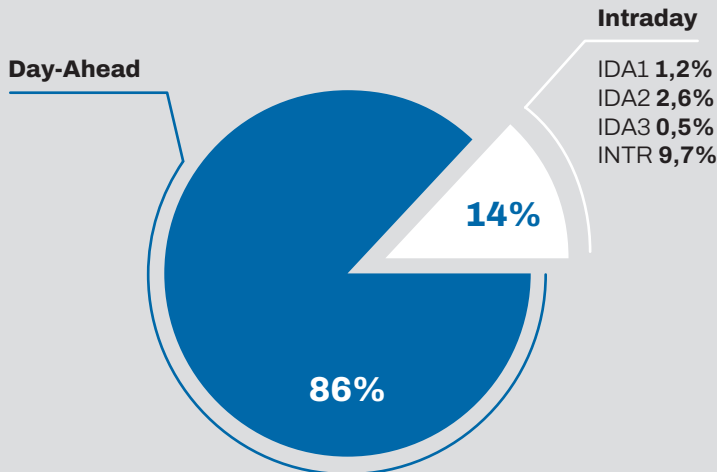
Intraday
159.154 GWh
(+8,4% MoM)

Daily Average
32.807 GWh
(-0,7% MoM)

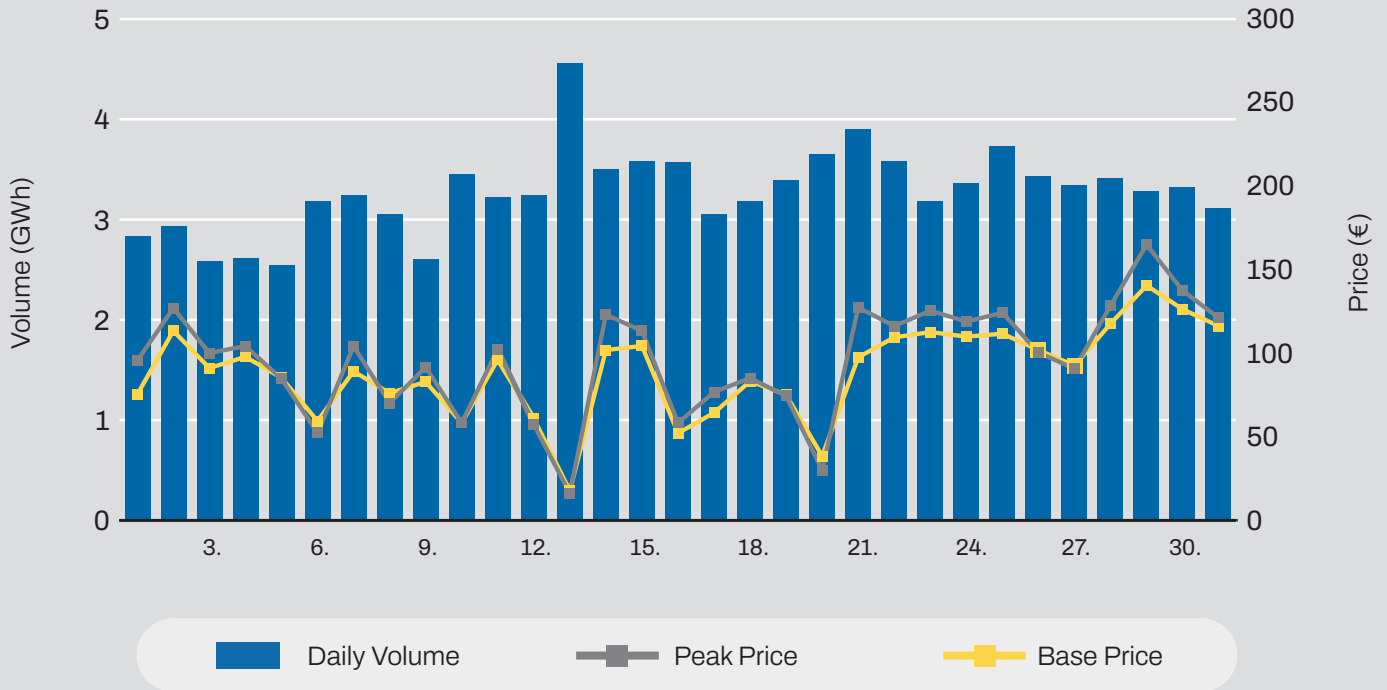
Daily Record
45.584 GWh
(+18,4% MoM)

Intraday

Volume (MWh)			Price (€/MWh)		
INTR	113.052	↓1,2%	INTR WAP	114,79	↑34,4%
IDA1	12.325	↑111,4%			
IDA2	29.020	↑27,1%	INTR Max	793,15	↓31,4%
IDA3	4.757	↑26,3%	INTR Min	-90,00	↓77,5%

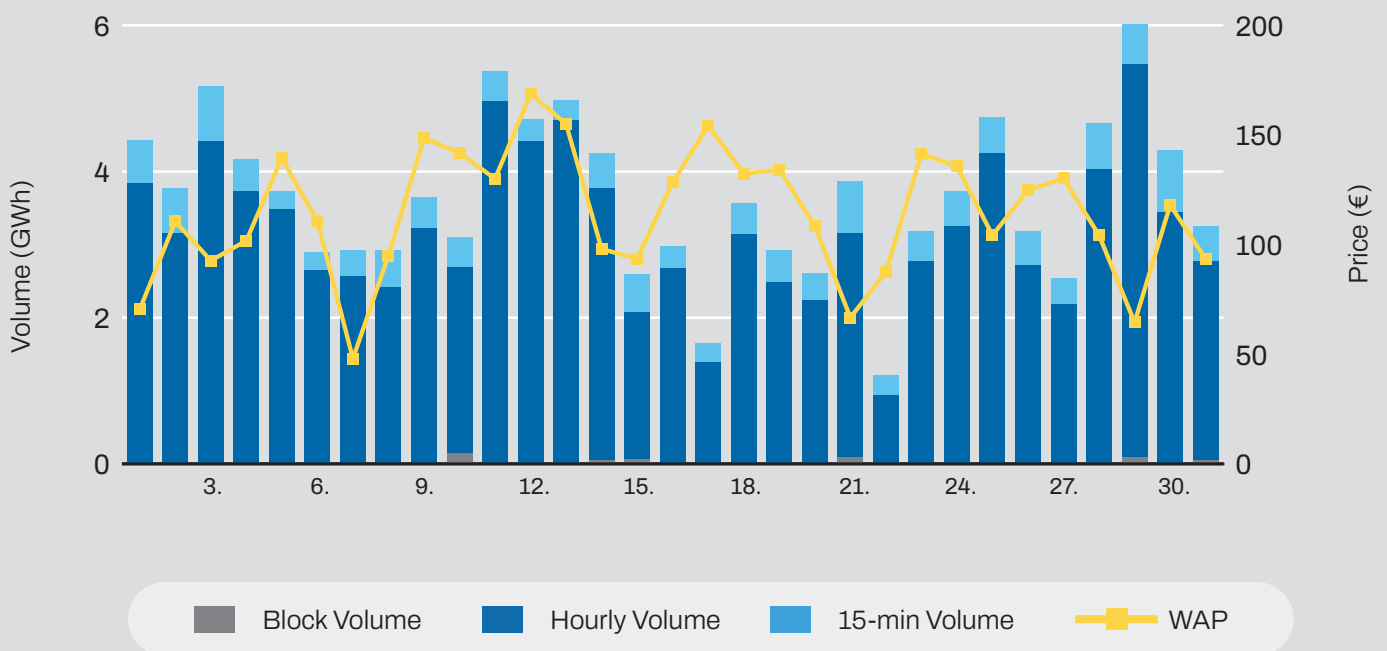


Day-Ahead Volumes and Prices



Intraday Continuous Trading

Volumes by Products



Average Monthly Day-Ahead Auction

Average Hourly Prices					
Hour	Volume (MWh)	Average price (€/MWh)	Hour	Volume (MWh)	Average price (€/MWh)
1	1.268	69,11	13	1.080	54,92
2	1.189	62,54	14	1.070	52,21
3	1.149	60,71	15	1.045	58,52
4	1.140	58,61	16	1.161	76,23
5	1.206	59,23	17	1.583	102,08
6	1.394	70,53	18	1.749	135,75
7	1.506	94,86	19	1.807	164,70
8	1.482	123,09	20	1.881	160,86
9	1.108	116,65	21	1.874	117,89
10	1.017	91,24	22	1.790	96,92
11	1.098	74,04	23	1.625	88,74
12	1.139	62,77	24	1.408	78,22

Cross-Zonal Capacities	
Export/Import	Allocated (MWh)
SI → IT	262.826
IT → SI	97.663
SI → AT	53.466
AT → SI	431.522
SI → HU	252.057
HU → SI	55.491
SI → HR	256.114
HR → SI	25.527
Total	1.434.665

Daily Volatility of Base Price



Comparison


Day-Ahead Auction			
	October 2024	September 2024	October 2023
Avg. Daily Volume (MWh)	32.807	33.052	31.986
Avg. Hourly Volume (MWh)	1.365	1.377	1.331
Avg. Base Price (€/MWh)	88,73	94,6	103,56
Avg. Euro-Peak Price (€/MWh)	95,83	96,21	112,23

Day-Ahead Market Volumes and Prices



Past 12 Months Trade Information

Total Intraday Volumes (MWh)



Total Volume from Nov 2023

	Continuous	MI1	MI2	MI3
Nov	131.995	11.288	8.949	8.951
Dec	114.685	8.884	3.729	2.710
Jan	157.069	9.075	8.822	4.719
Feb	165.546	7.245	5.793	4.820
Mar	173.791	6.993	4.122	8.938
Apr	170.675	9.681	5.547	7.689
May	153.122	12.571	7.389	6.536
Jun	133.400	14.038	22.656	5.756
Jul	99.603	6.152	26.684	2.991
Aug	88.171	3.483	24.570	1.716
Sep	114.392	5.830	22.831	3.767
Oct	113.052	12.325	29.020	4.757

Continuous

MI1

MI2

MI3

October 2024 Overall

Day-Ahead
544.532 GWh
 (+7,2% MoM)

Base Avg.
89,65 €/MWh
 (-16,3% MoM)

Daily Average
17.566 GWh
 (+3,8% MoM)

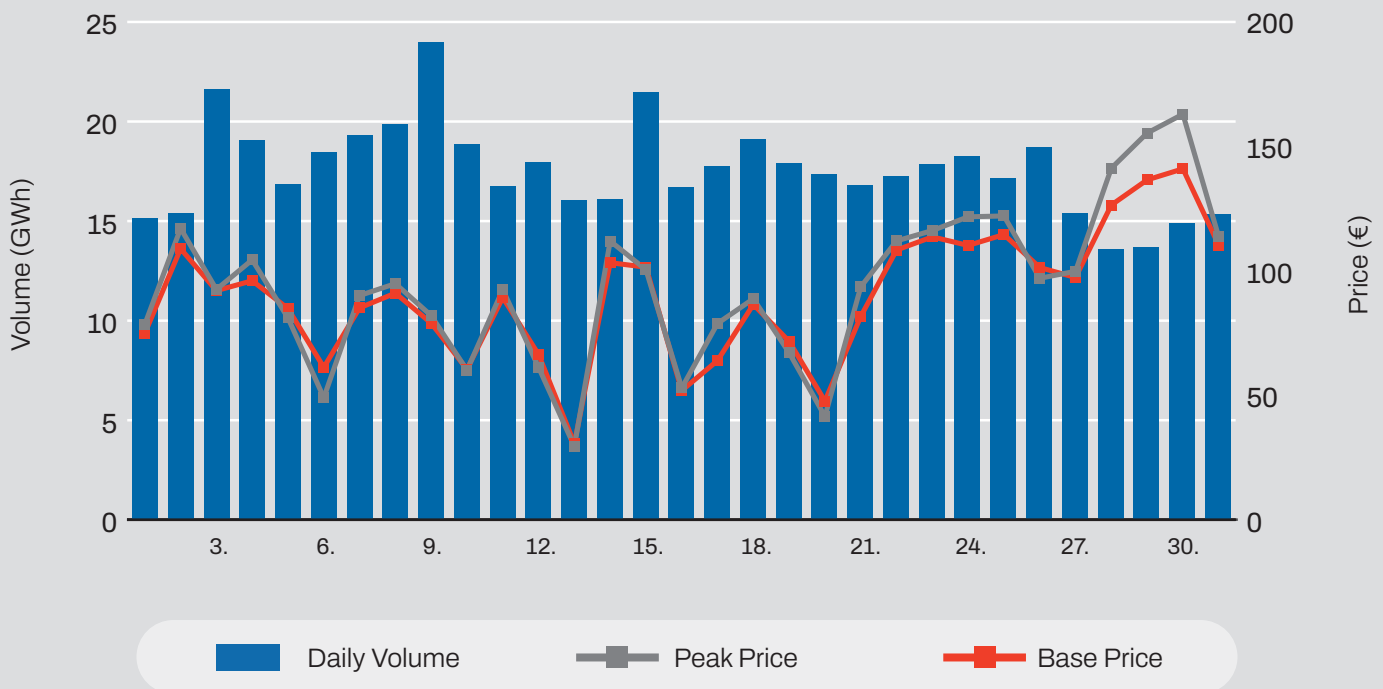
Daily Record
23.957 GWh
 (+18,7% MoM)

Day-Ahead

Volume (MWh)		
Total	544.532	↑7,2%
Avg. daily	17.566	↑3,8%
Max. daily	23.957	↑18,7%
Min. daily	13.580	↑3,5%

Price (€/MWh)					
	Avg. Daily	Max. Daily	Min. Daily	Spec. Daily Volatility	
Base	89,65	↓16,3%	140,58	30,51	12,09%
Euro-Peak	93,59	↓15,7%	162,49	29,32	14,34%

Day-Ahead Volumes and Prices

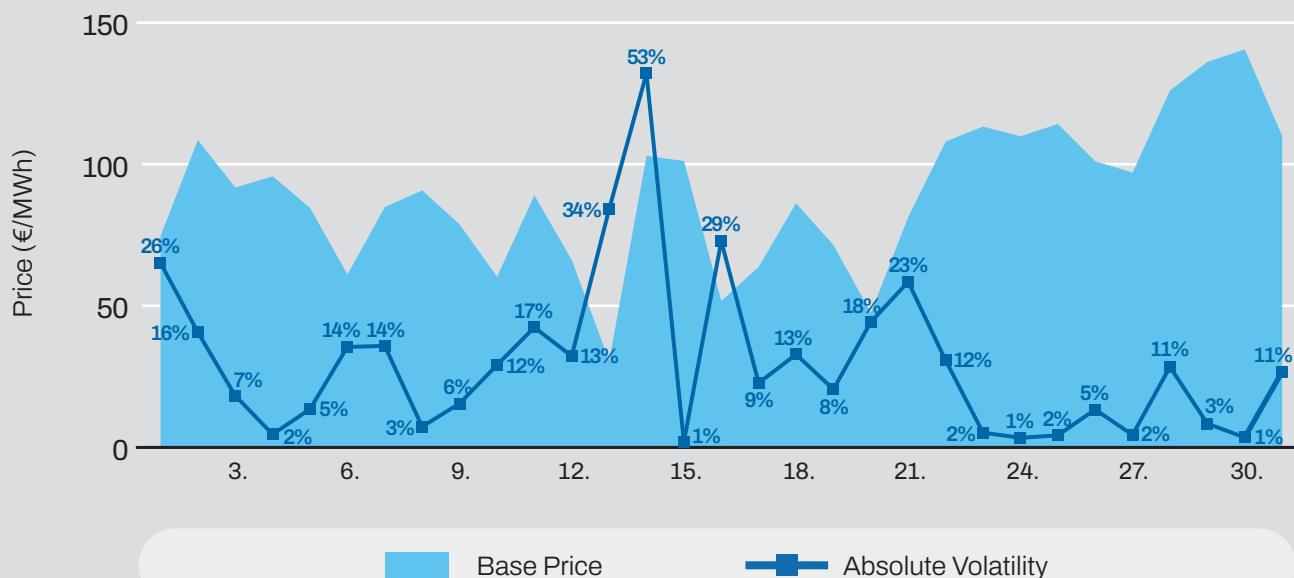


Day-Ahead Auction

Average Hourly Prices

Hour	Average Volume (MWh)	Average price (€/MWh)	Hour	Average Volume (MWh)	Average price (€/MWh)
1	610	71,15	13	899	48,09
2	645	64,69	14	867	48,39
3	634	62,10	15	805	55,55
4	656	60,47	16	790	72,47
5	627	62,68	17	703	101,17
6	646	74,45	18	754	137,71
7	719	98,93	19	784	167,39
8	701	125,07	20	736	171,08
9	690	114,26	21	719	129,94
10	817	83,86	22	677	104,82
11	896	66,31	23	643	93,83
12	905	54,08	24	621	82,58

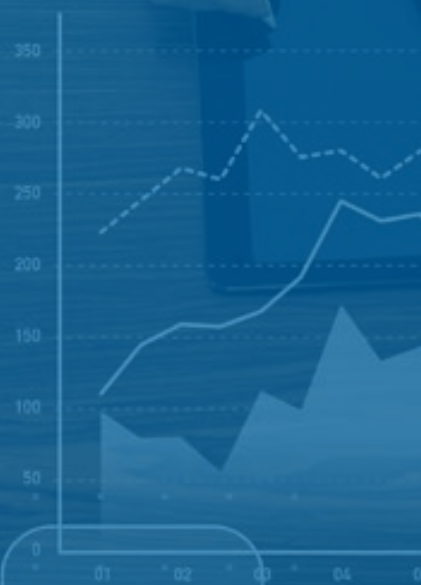
Daily Volatility of Base Price



Intraday trading on SEEPEX started on **25th July 2023**
 Number of participants: **20**



U	1.822	20.349.000
K	3.680	238.681.000
PL	1.062	55.678.000
EE	485	8.369.000
AH	8.569	189.301.000
PP	6.602	102.698.000
K	890	24.697.000
G	6.280	76.002.000
ID	2.436	57.610.000



1.822 (-35)	20.369 (+580)	890 (-20)
3.605 (+210)	9.542 (-128)	2.600 (+35)
3.204 (-33)	5.211 (+156)	7.100 (-60)
3.100 (-20)	712 (+12)	134 (+5)



ADEX GROUP holding company Ltd.

Dunajska cesta 156,
1000 Ljubljana, Slovenia

T SI +386 1/620 76 76
T RS +381 11 715 28 43
E info@adex-spot.com