



MONTHLY REPORT

December 2023

December 2023 Overall

BSP SouthPool

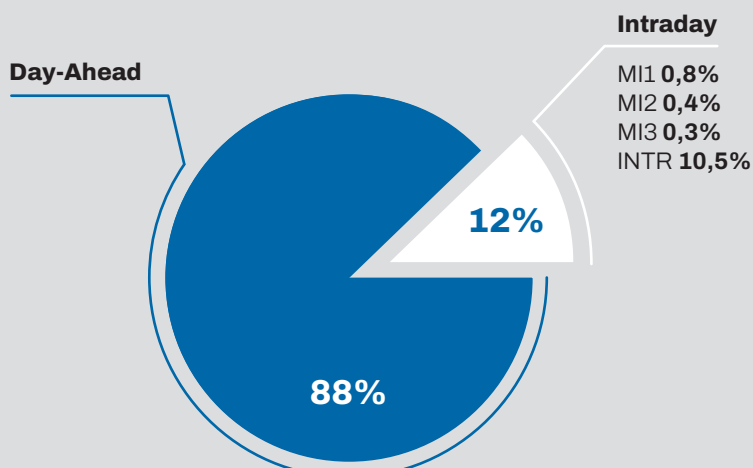
Day-Ahead

Volume (MWh)		
Total	960.205	↑ 15,0%
Avg. daily	30.974	↑ 11,3%
Max. daily	39.196	↑ 13,6%
Min. daily	22.515	↑ 8,0%

Price (€/MWh)					
	Avg. Daily		Max. Daily	Min. Daily	Spec. Daily Volatility
Base	75,62	↓ 21,0%	151,13	1,75	18,7%
Euro-Peak	89,86	↓ 20,4%	189,24	5,8	25,1%

Intraday

Volume (MWh)		
MI1	8.884	↓ 21,3%
MI2	3.729	↓ 58,3%
MI3	2.710	↓ 69,7%
INTR	114.685	↓ 13,1%



Day-Ahead
960.205 GWh
(+15% MoM)

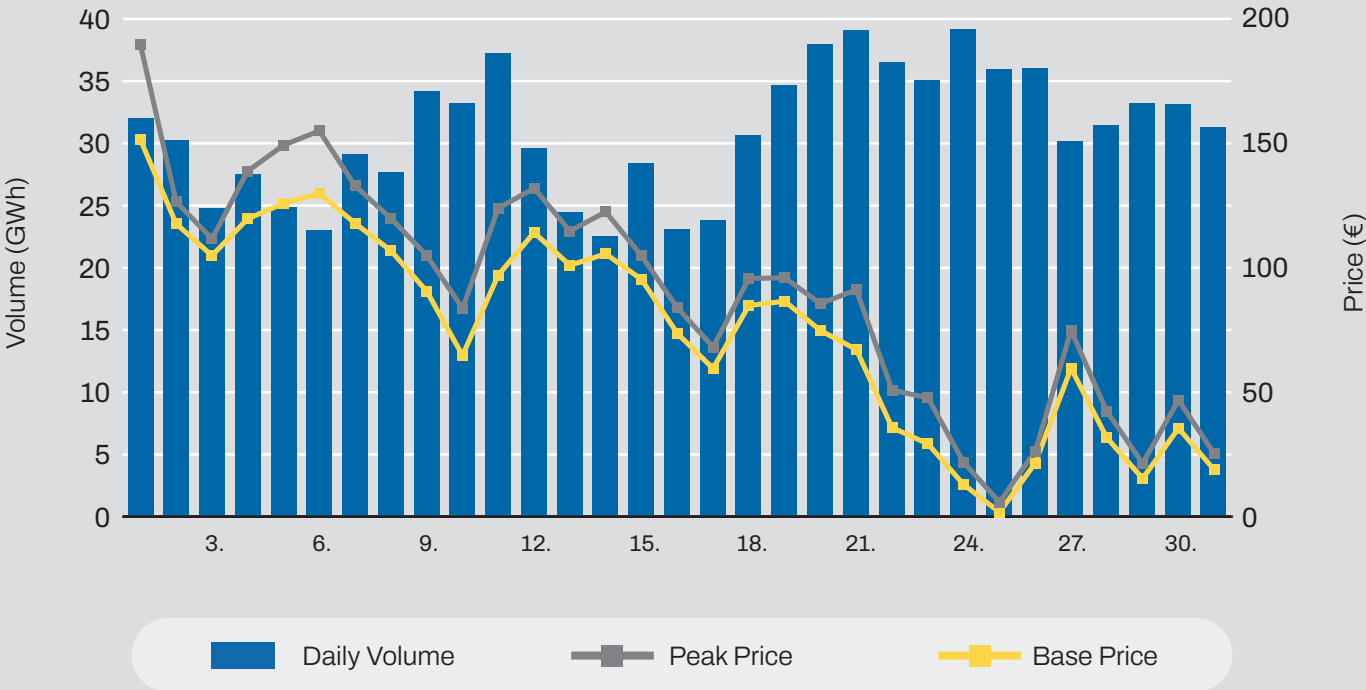
Base Avg.
75,62 €/MWh
(-21% MoM)

Intraday
130.007 GWh
(-19% MoM)

Daily Average
30.974 GWh
(+11% MoM)

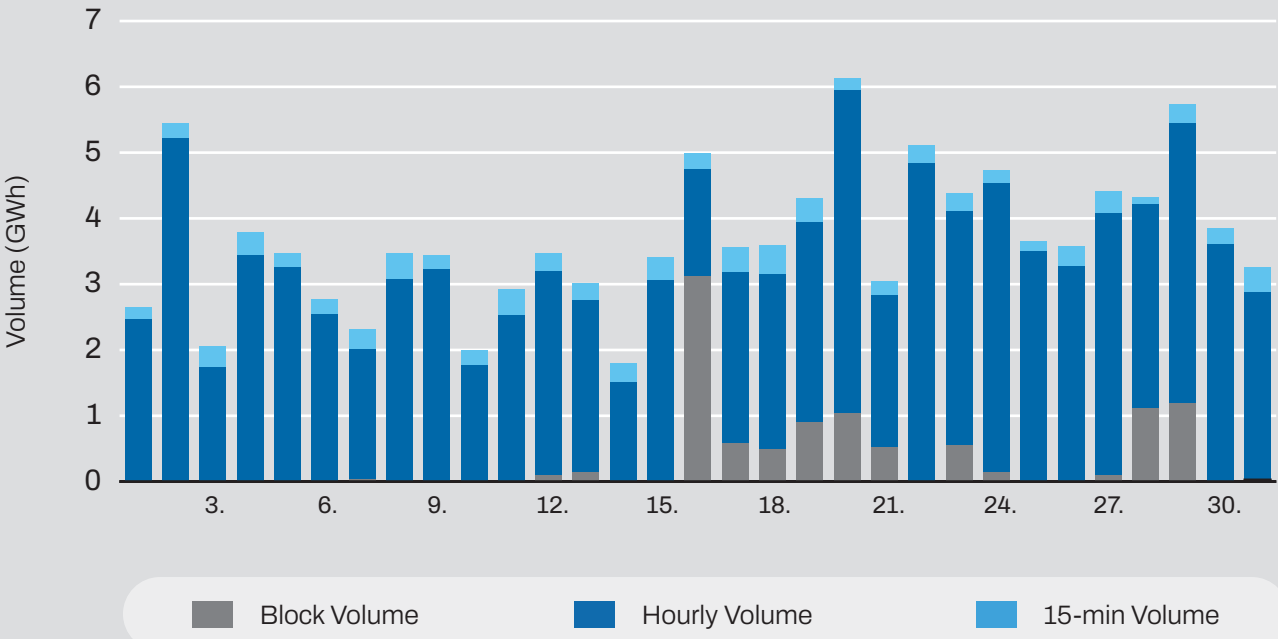
Daily Record
39.196 GWh
(+14% MoM)

Day-Ahead Volumes and Prices



Intraday Continuous Trading

Volumes by Products

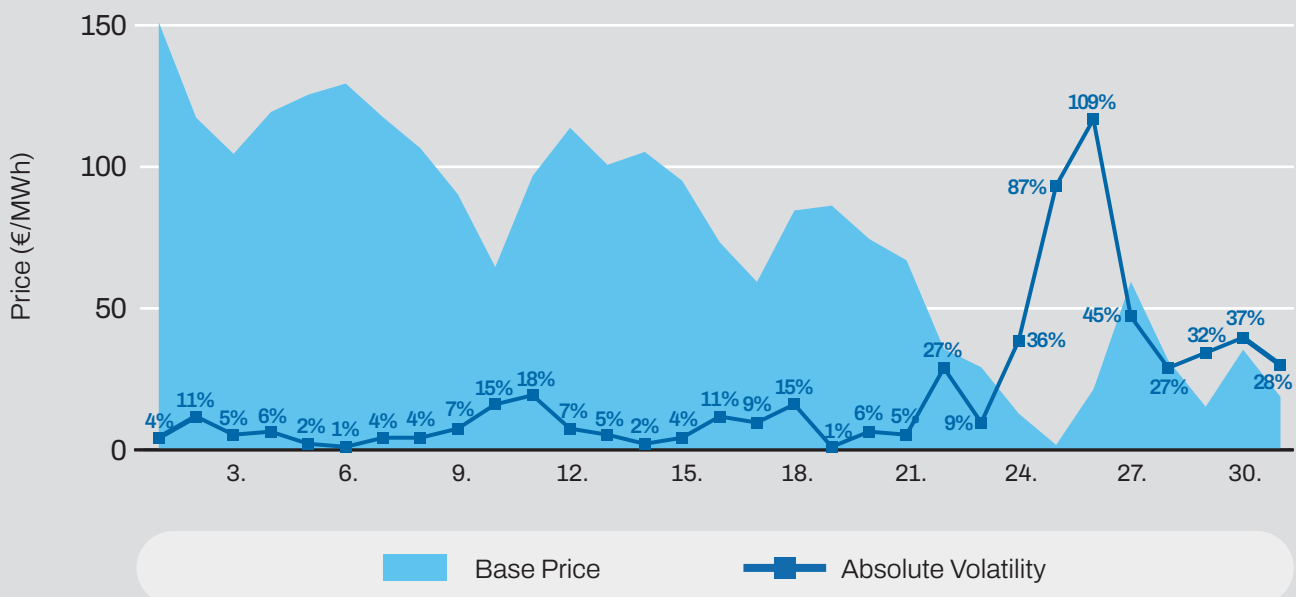


Average Monthly Day-Ahead Auction

Average Hourly Prices					
Hour	Volume (MWh)	Average price (€/MWh)	Hour	Volume (MWh)	Average price (€/MWh)
1	1.196	55,59	13	1.221	79,98
2	1.224	52,27	14	1.225	79,31
3	1.231	50,99	15	1.263	84,09
4	1.207	47,09	16	1.340	90,87
5	1.233	47,69	17	1.462	100,90
6	1.290	54,20	18	1.504	103,45
7	1.334	66,66	19	1.479	99,11
8	1.261	81,18	20	1.426	92,26
9	1.288	90,65	21	1.372	82,98
10	1.230	90,06	22	1.368	72,42
11	1.173	85,36	23	1.341	68,33
12	1.123	82,32	24	1.184	57,17

Cross-Zonal Capacities	
Export/Import	Allocated (MWh)
SI → IT	290.222
IT → SI	120.318
SI → AT	37.910
AT → SI	576.090
SI → HU	240.906
HU → SI	87.486
SI → HR	120.332
HR → SI	35.268
Total	1.508.531

Daily Volatility of Base Price

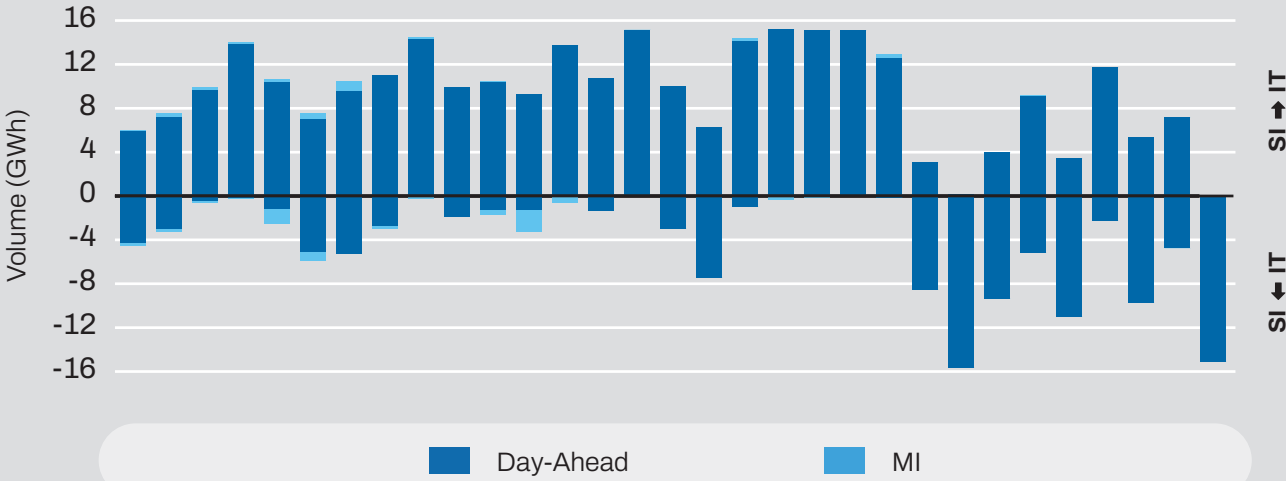


MI1, MI2, M3 Implicit Auctions

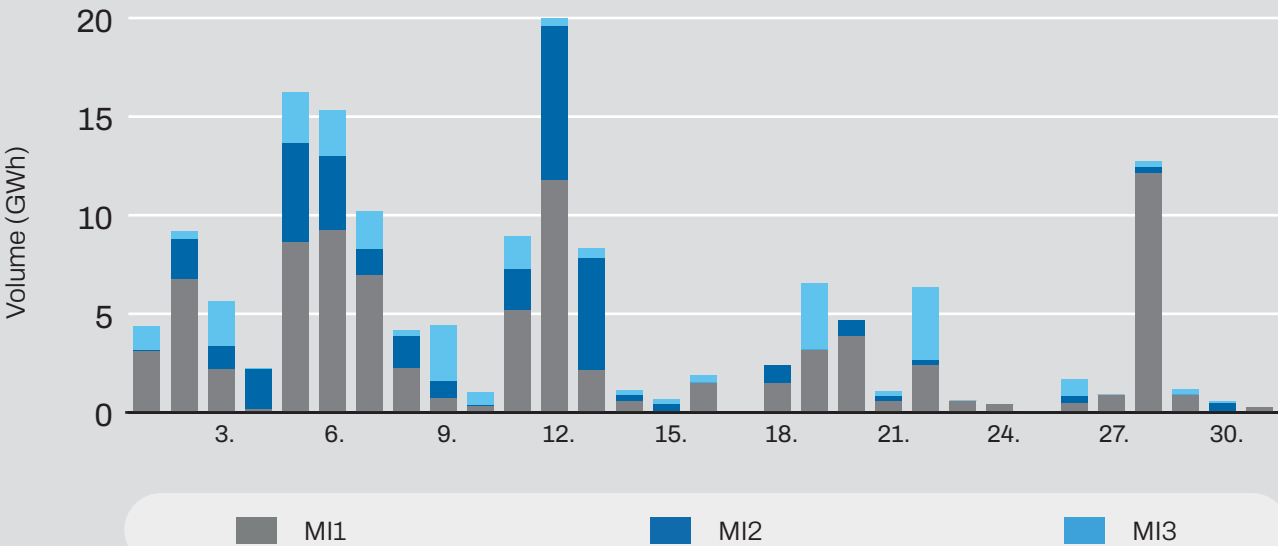
Cross-Zonal-Capacities

	SI → IT	IT → SI
Offered (MWh)	654.095	1.611.496
Allocated (MWh)	3.558	7.363
% Allocated	0,54%	0,46%

Allocated CZC Values on Slovenian-Italian Border



Intraday Auction

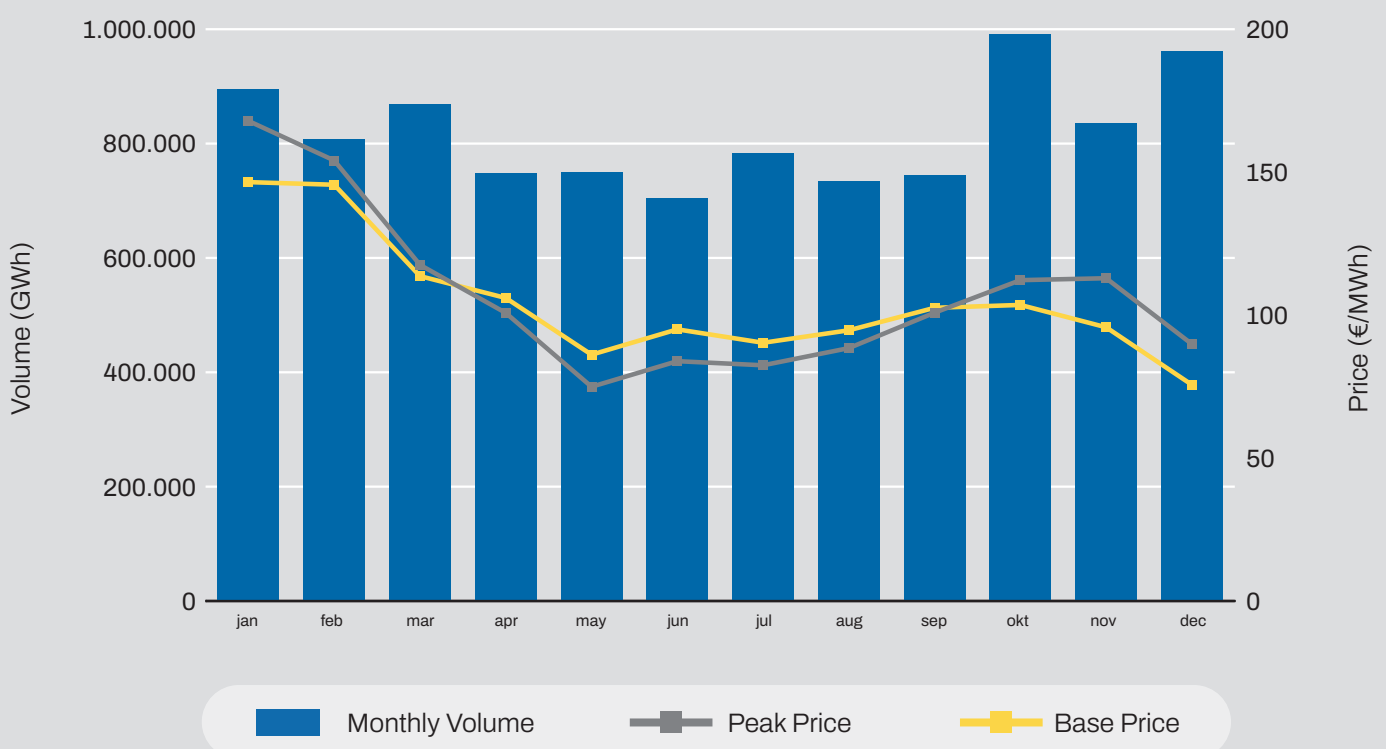


Comparison

Day-Ahead Auction


	December 2023	November 2023	December 2022
Avg. Daily Volume (MWh)	30.974	27.837	30.890
Avg. Hourly Volume (MWh)	1.291	1.160	1.287
Avg. Base Price (€/MWh)	75,62	95,74	264,62
Avg. Euro-Peak Price (€/MWh)	89,86	112,9	310,05

Day-Ahead Market Volumes and Prices




Past 12 Months Trade Information

Total Intraday Volumes (MWH)



Total Volume from January 2022

	Continuous	MI1	MI2	MI3
Jan	115,509	19,657	9,284	5,387
Feb	92,549	15,542	6,276	4,623
Mar	126,292	10,328	4,933	4,653
Apr	122,218	6,762	2,892	6,115
May	117,949	13,002	5,196	3,595
Jun	111,114	12,820	12,836	5,689
Jul	148,368	15,681	8,271	7,752
Aug	140,685	16,329	11,164	5,137
Sep	187,311	8,686	15,915	7,155
Oct	112,298	10,930	9,677	13,897
Nov	131,995	11,288	8,949	8,951
Dec	114,685	8,884	3,729	2,710



December 2023 Overall

Seepex

Day-Ahead
433.766 GWh
(-4% MoM)

Base Avg.
77,30 €/MWh
(-20% MoM)

Daily
Average
13.992 GWh
(-7% MoM)

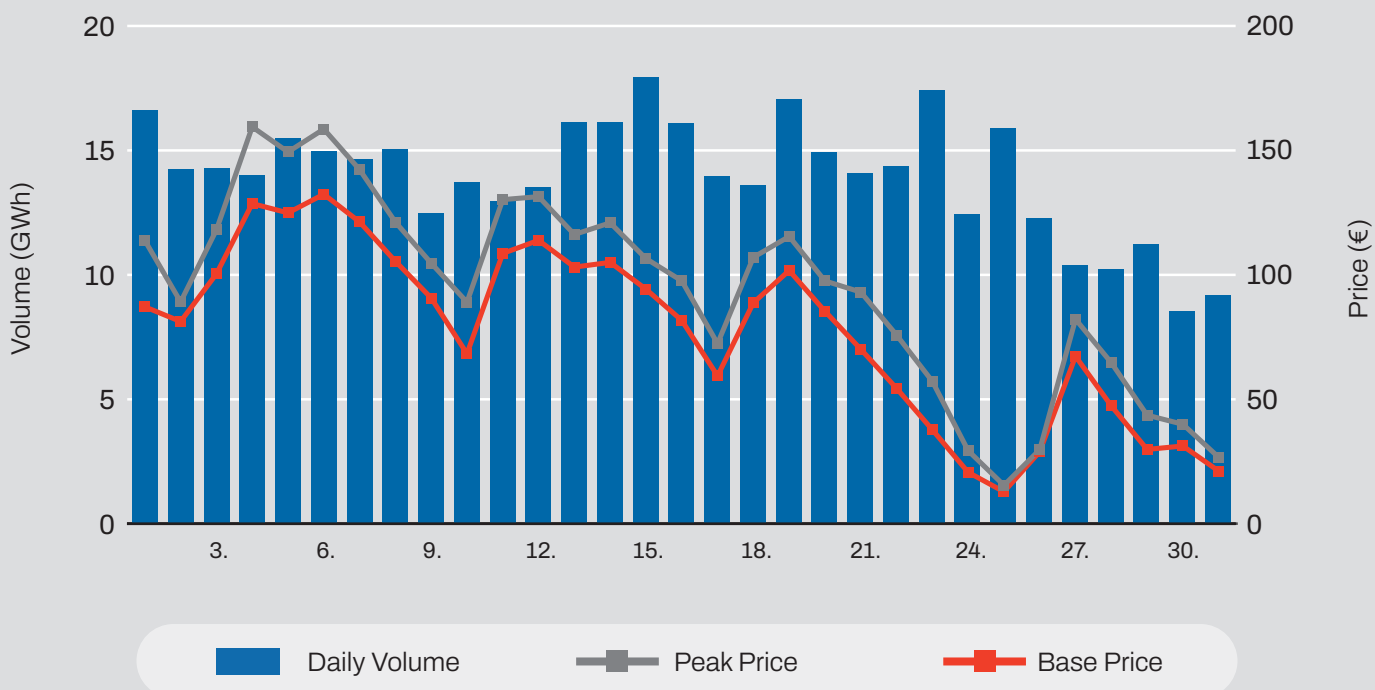
Daily
Record
17.956 GWh
(-3% MoM)

Day-Ahead

Volume (MWh)		
Total	433.766	↓3,8%
Avg. daily	13.992	↓6,9%
Max. daily	17.956	↓2,9%
Min. daily	8.550	↓24,4%

Price (€/MWh)				
	Avg. Daily	Max. Daily	Min. Daily	Spec. Daily Volatility
Base	77,30	↓9,5%	132,00	12,1%
Euro-Peak	93,22	↓1%	159,00	11,8%

Day-Ahead Volumes and Prices

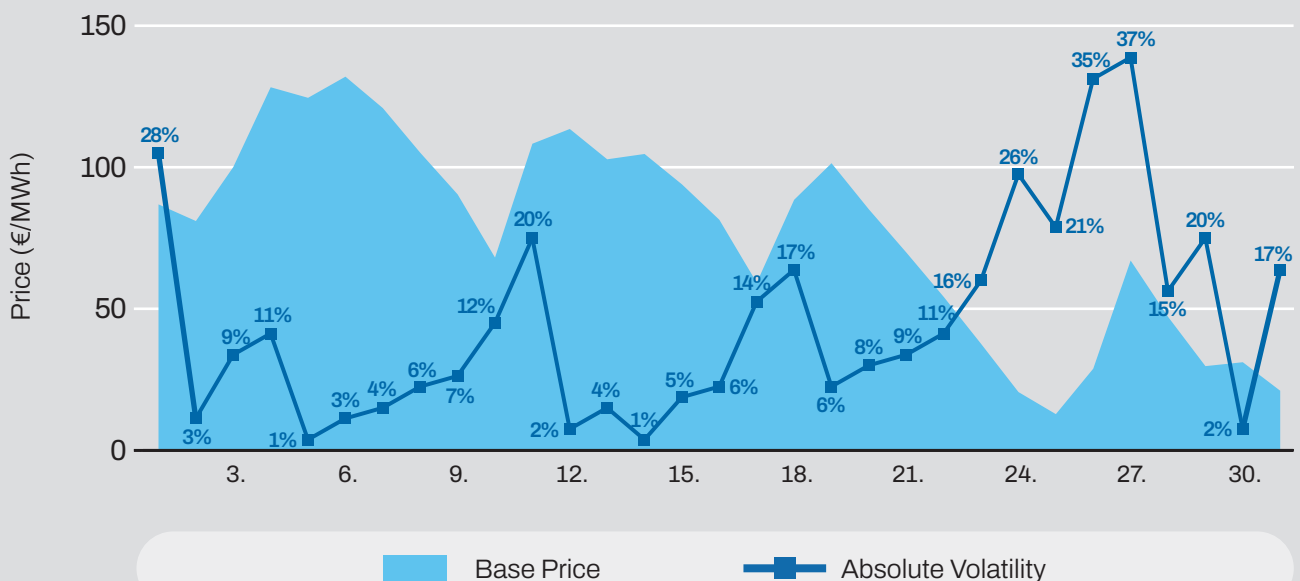


Day-Ahead Auction

Average Hourly Prices

Hour	Average Volume (MWh)	Average price (€/MWh)	Hour	Average Volume (MWh)	Average price (€/MWh)
1	552	58,78	13	564	76,93
2	558	52,34	14	578	77,12
3	577	47,72	15	604	83,37
4	600	43,73	16	606	98,84
5	604	45,83	17	601	115,60
6	610	51,58	18	586	121,08
7	620	69,18	19	580	114,38
8	621	87,67	20	614	106,75
9	588	94,24	21	615	90,86
10	565	91,28	22	612	78,91
11	565	84,88	23	594	70,50
12	565	80,82	24	574	57,81

Daily Volatility of Base Price



Intraday trading on SEEPEX started on **25th July 2023**
 Number of participants: **20**



ADEX GROUP holding company Ltd.

Dunajska cesta 156,
1000 Ljubljana, Slovenia

T SI +386 1 /620 76 76

T RS +381 11 715 28 43

E info@adex-spot.com