



	6,350 (-200)	10,985 (+580)	665 (-15)	6,800 (-115)
9	7,654 (+169)	6,522 (+122)	1,632 (-54)	3,652 (+182)
0	7,150 (-150)	782 (+74)	1,901 (+101)	3,280 (-120)
	2,022 (-18)	631 (+40)	6,287 (-57)	12,630 (+330)

MONTHLY REPORT

# December 2024

# December 2024 Overall

BSP

## Day-Ahead

Volume (MWh)		
Total	1.116.726	↑7,0%
Avg. daily	36.023	↑3,6%
Max. daily	45.750	↑5,3%
Min. daily	19.802	↓24,3%

Price (€/MWh)					
	Avg. Daily		Max. Daily	Min. Daily	Spec. Daily Volatility
Base	133,69	↓3,1%	340,32	73,28	7,13%
Euro-Peak	158,50	↓0,6%	503,00	89,96	8,37%

Day-Ahead  
**1.116.726 GWh**  
(+7,1% MoM)

Base Avg.  
**133,69 €/MWh**  
(-3,1% MoM)

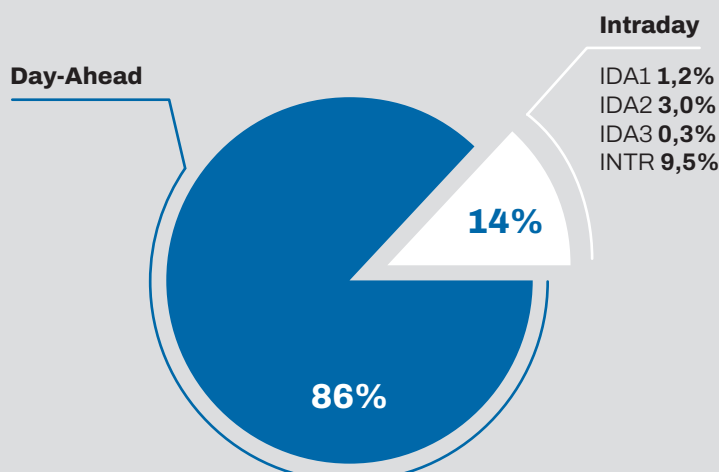
Intraday  
**189.592 GWh**  
(-9,2% MoM)

Daily Average  
**36.023 GWh**  
(+3,6% MoM)

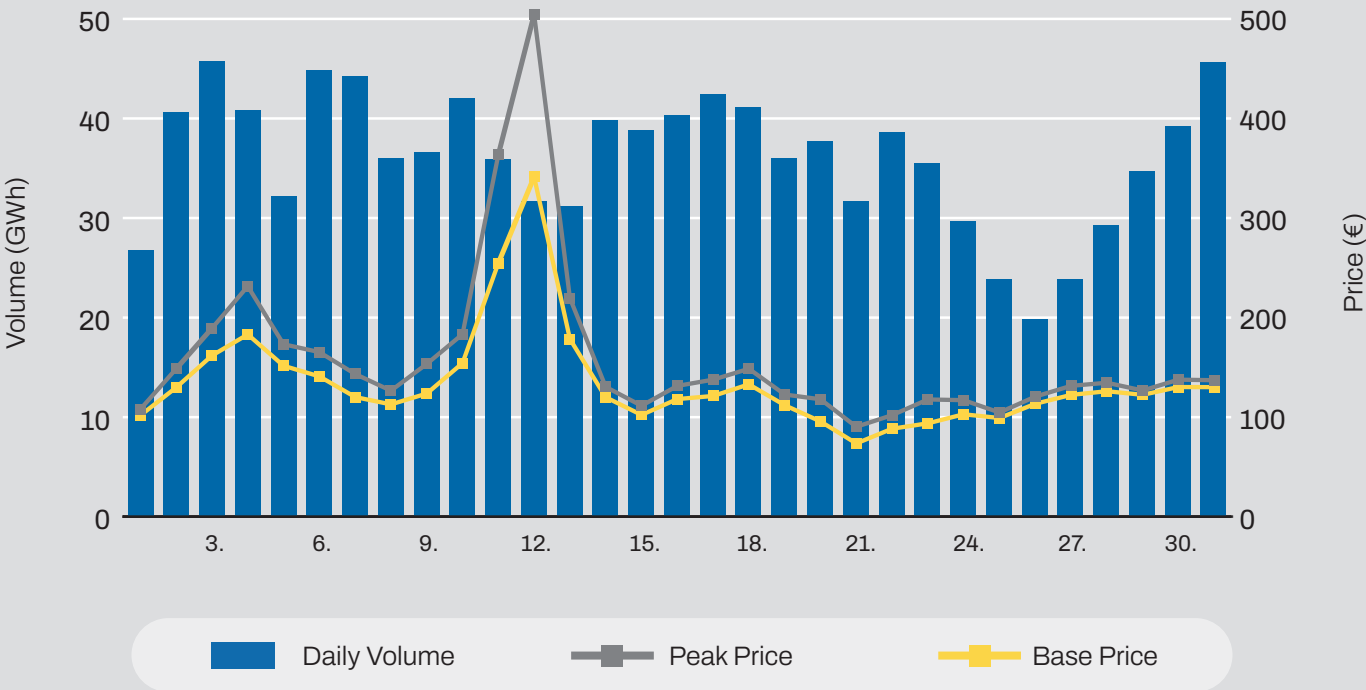
Daily Record  
**45.750 GWh**  
(+5,3% MoM)

## Intraday

Volume (MWh)			Price (€/MWh)		
INTR	126.441	↓8,6%	INTR WAP	146,97	↓13,4%
IDA1	16.905	↑22,7%			
IDA2	40.447	↓20,3%	INTR Max	9.010,98	↑719,4%
IDA3	5.799	↓2,8%	INTR Min	-30,24	↓83,2%

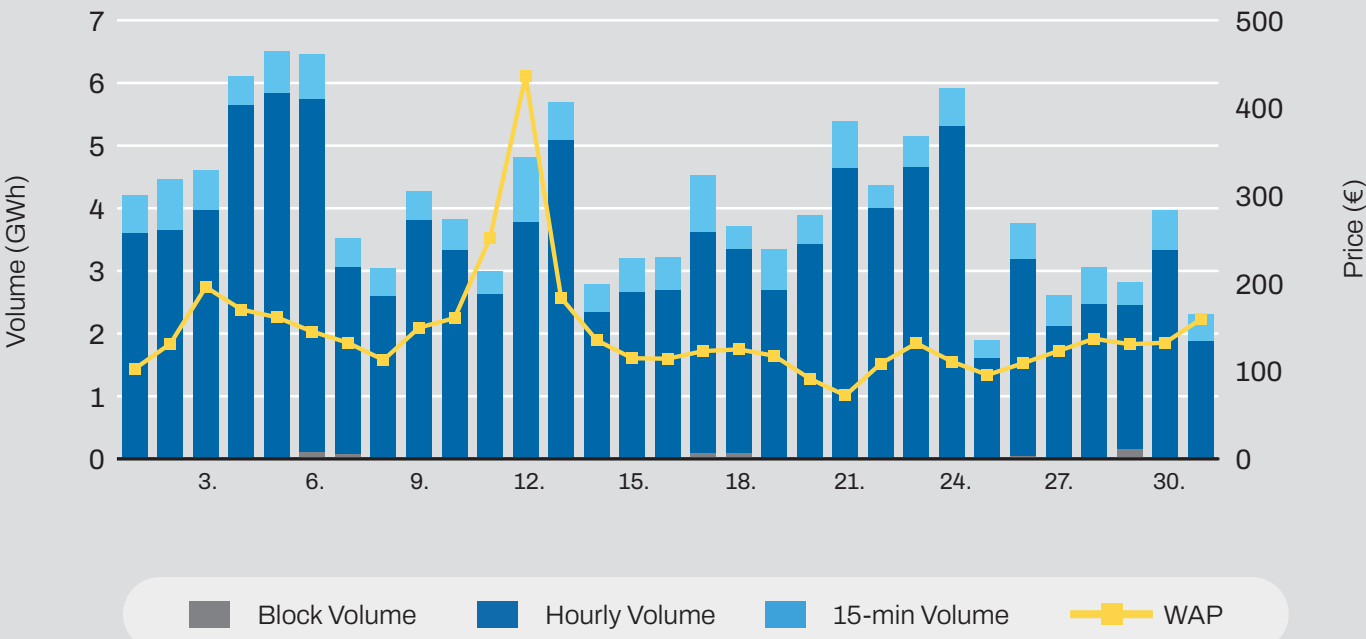


## Day-Ahead Volumes and Prices



## Intraday Continuous Trading

### Volumes by Products



## Average Monthly Day-Ahead Auction

Average Hourly Prices					
Hour	Volume (MWh)	Average price (€/MWh)	Hour	Volume (MWh)	Average price (€/MWh)
1	1.432	99,01	13	1.356	133,83
2	1.423	90,24	14	1.314	136,89
3	1.389	84,89	15	1.407	146,57
4	1.410	81,34	16	1.528	166,50
5	1.411	84,17	17	1.746	187,97
6	1.456	96,48	18	1.807	192,76
7	1.383	118,20	19	1.795	178,80
8	1.535	153,86	20	1.785	169,26
9	1.556	163,61	21	1.655	145,68
10	1.423	152,79	22	1.555	127,99
11	1.367	138,85	23	1.503	119,09
12	1.359	134,17	24	1.430	105,63

Cross-Zonal Capacities	
Export/Import	Allocated (MWh)
SI → IT	268.415
IT → SI	124.840
SI → AT	8.970
AT → SI	721.410
SI → HU	143.533
HU → SI	84.493
SI → HR	312.821
HR → SI	15.543
<b>Total</b>	<b>1.680.025</b>

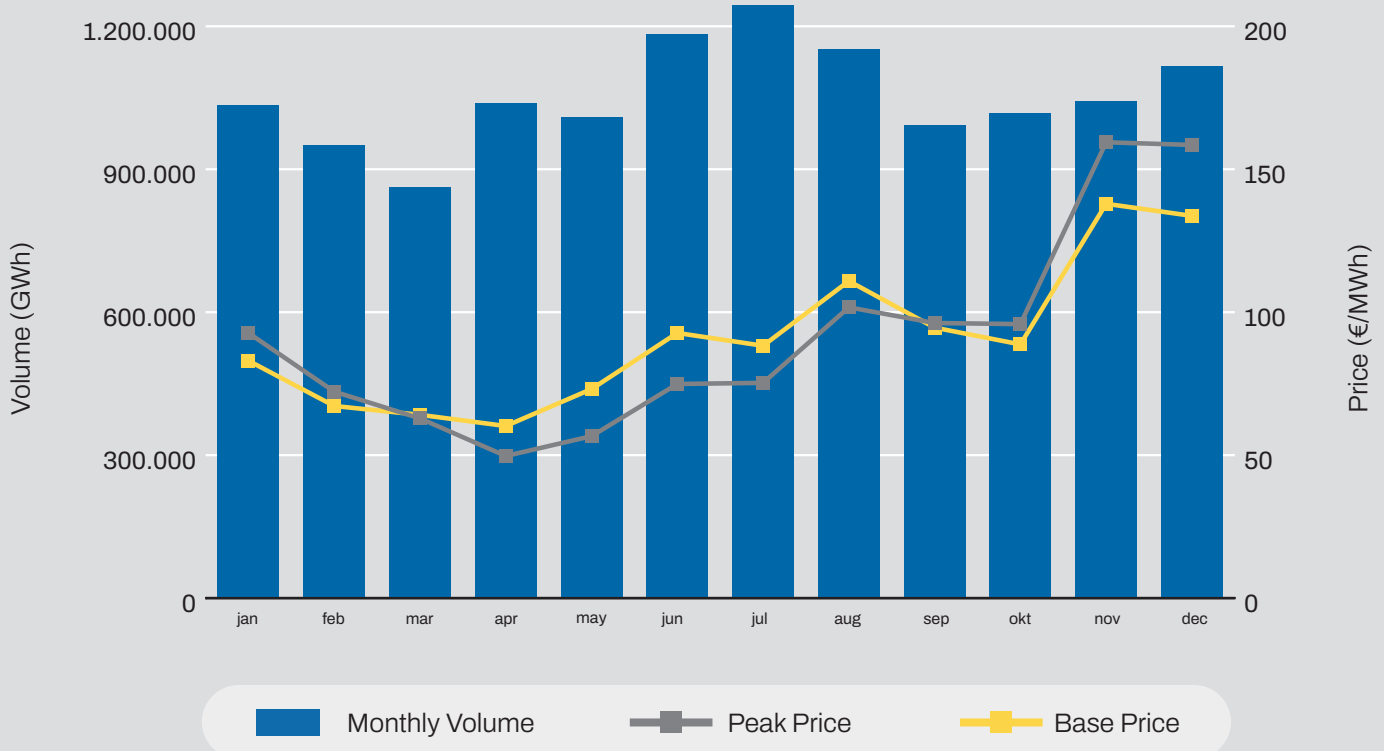
### Daily Volatility of Base Price



## Comparison


Day-Ahead Auction			
	December 2024	November 2024	December 2023
Avg. Daily Volume (MWh)	<b>36.023</b>	<b>34.773</b>	<b>30.974</b>
Avg. Hourly Volume (MWh)	<b>1.501</b>	<b>1.449</b>	<b>1.291</b>
Avg. Base Price (€/MWh)	<b>133,69</b>	<b>137,91</b>	<b>75,62</b>
Avg. Euro-Peak Price (€/MWh)	<b>158,50</b>	<b>159,43</b>	<b>89,86</b>

## Day-Ahead Market Volumes and Prices




## Past 12 Months Trade Information

### Total Intraday Volumes (MWh)



### Total Volume from Jan 2024

	Continuous	MI1	MI2	MI3
Jan	157.069	9.075	8.822	4.719
Feb	165.546	7.245	5.793	4.820
Mar	173.791	6.993	4.122	8.938
Apr	170.675	9.681	5.547	7.689
May	153.122	12.571	7.389	6.536
Jun	133.400	14.038	22.656	5.756
Jul	99.603	6.152	26.684	2.991
Aug	88.171	3.483	24.570	1.716
Sep	114.392	5.830	22.831	3.767
Oct	113.052	12.325	29.020	4.757
Nov	138.398	13.778	50.750	5.965
Dec	126.441	16.905	40.447	5.799



# December 2024 Overall

Day-Ahead  
**516.677 GWh**  
 (+4,5% MoM)

Base Avg.  
**139,42 €/MWh**  
 (-12,8% MoM)

Daily Average  
**16.667 GWh**  
 (+1,1% MoM)

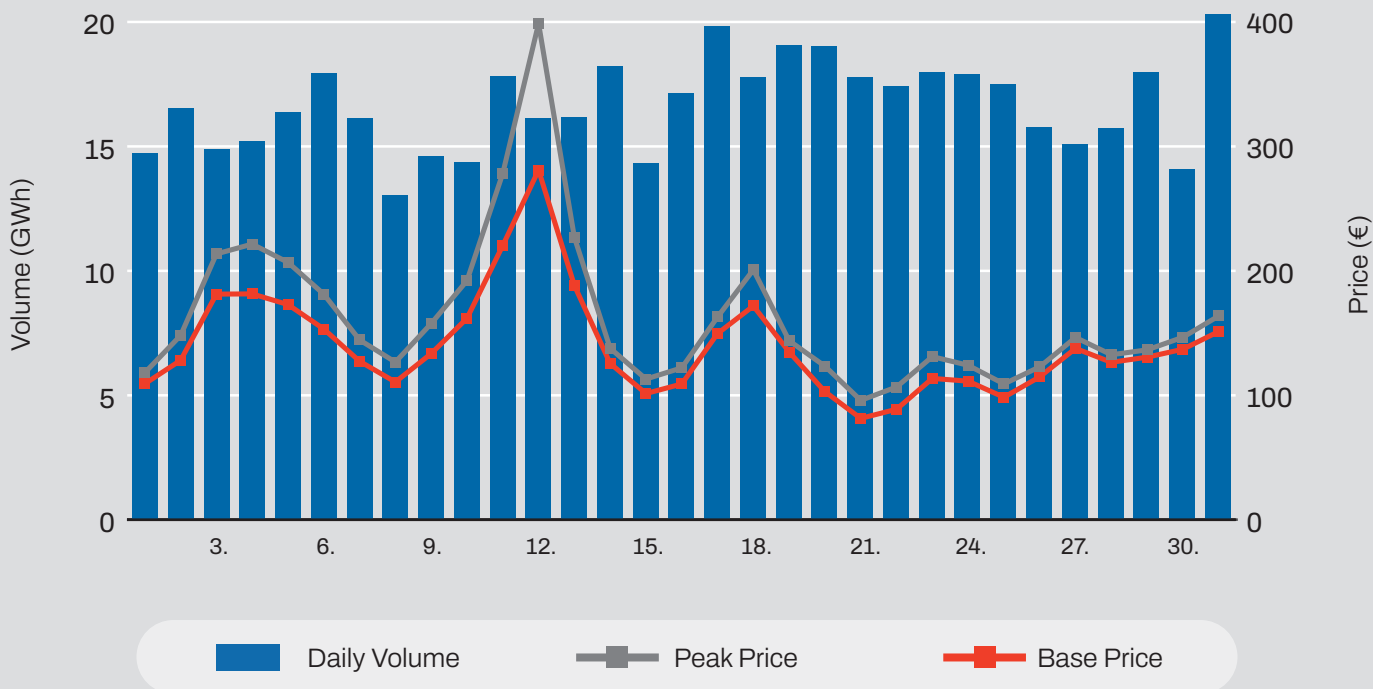
Daily Record  
**20.321 GWh**  
 (+3,1% MoM)

## Day-Ahead

Volume (MWh)		
Total	<b>516.677</b>	<b>↑4,5%</b>
Avg. daily	<b>16.667</b>	<b>↑1,1%</b>
Max. daily	<b>20.321</b>	<b>↑3,1%</b>
Min. daily	<b>13.023</b>	<b>↑3,9%</b>

Price (€/MWh)					
	Avg. Daily	Max. Daily	Min. Daily	Spec. Daily Volatility	
Base	<b>139,42</b>	<b>↓12,8%</b>	<b>280,14</b>	<b>81,15</b>	<b>7,47%</b>
Euro-Peak	<b>161,88</b>	<b>↓16,0%</b>	<b>397,65</b>	<b>95,59</b>	<b>8,46%</b>

## Day-Ahead Volumes and Prices

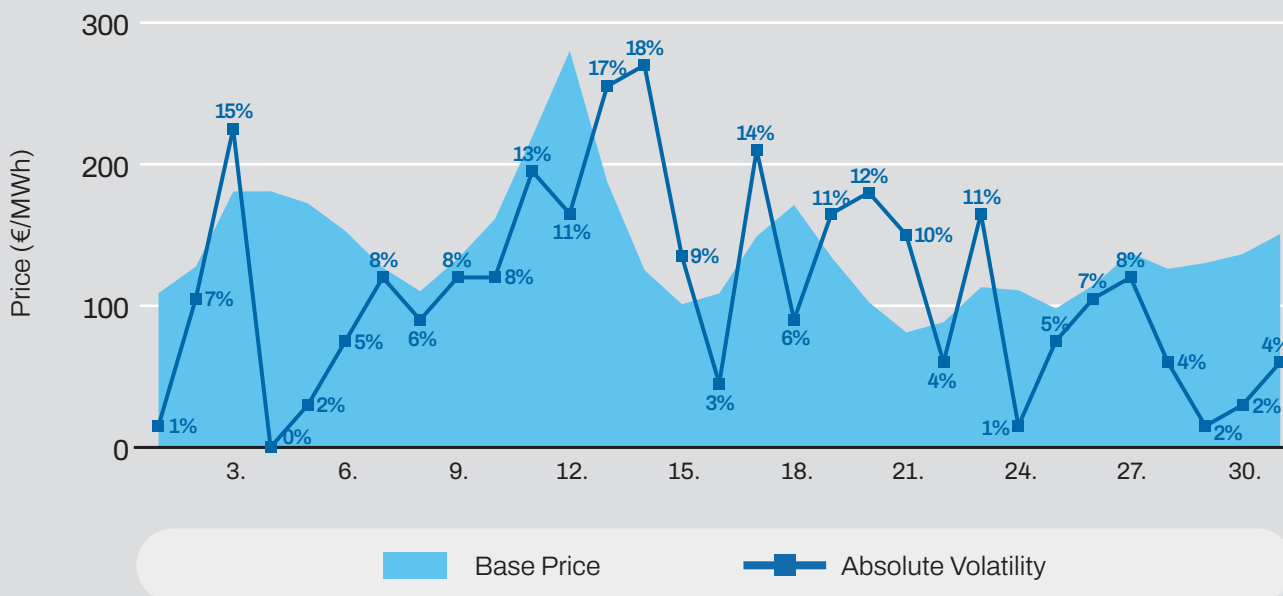


## Day-Ahead Auction

Average Hourly Prices

Hour	Average Volume (MWh)	Average price (€/MWh)	Hour	Average Volume (MWh)	Average price (€/MWh)
1	742	108,76	13	745	130,86
2	711	99,10	14	709	135,91
3	671	89,72	15	675	149,14
4	623	85,48	16	668	169,16
5	610	88,77	17	690	207,56
6	628	103,60	18	714	206,00
7	646	126,48	19	681	192,96
8	682	161,30	20	678	177,91
9	685	164,98	21	654	155,41
10	720	146,20	22	706	138,69
11	743	134,03	23	768	130,46
12	751	128,05	24	767	115,67

### Daily Volatility of Base Price

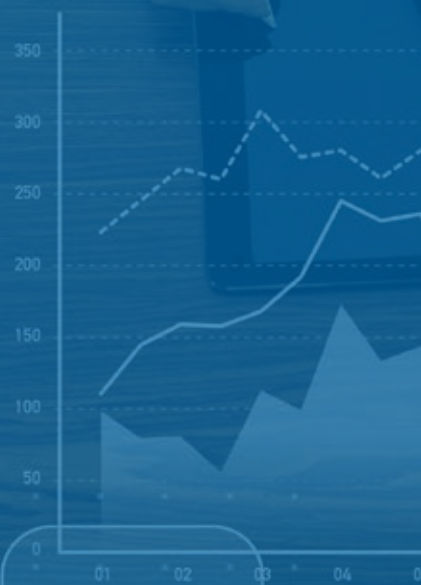


Intraday trading on SEEPEX started on **25th July 2023**  
 Number of participants: **20**





J	1,822	12,349,000
K	3,680	238,681,000
PL	1,062	65,678,000
EE	485	8,369,000
AH	8,569	189,301,000
PP	6,602	102,698,000
K	890	24,697,000
G	6,280	76,002,000
ID	2,436	57,610,000



1,822 (-35)	20,369 (+580)	890 (-20)
3,605 (+210)	9,542 (-128)	2,600 (+35)
3,204 (-33)	5,211 (+156)	7,100 (-60)
3,330 (-20)	712 (+12)	134 (+5)



**ADEX GROUP holding company Ltd.**

Dunajska cesta 156,  
1000 Ljubljana, Slovenia

**T SI** +386 1/620 76 76

**T RS** +381 11 715 28 43

**E** info@adex-spot.com