



	6,350 (-200)	10,985 (+580)	665 (-15)	6,800 (-115)
9	7,654 (+169)	6,522 (+122)	1,632 (-54)	3,652 (+182)
0	7,150 (-150)	782 (+74)	1,901 (+101)	3,280 (-120)
	2,022 (-18)	631 (+40)	6,287 (-57)	12,630 (+330)

MONTHLY REPORT

November 2024

November 2024 Overall

BSP

Day-Ahead

Volume (MWh)		
Total	1.043.185	↑2,6%
Avg. daily	34.773	↑6,0%
Max. daily	43.446	↓4,7%
Min. daily	26.156	↑2,8%

Price (€/MWh)					
	Avg. Daily		Max. Daily	Min. Daily	Spec. Daily Volatility
Base	137,91	↑55,4%	237,26	94,33	6,82%
Euro-Peak	159,43	↑66,4%	326,23	89,69	9,37%

Day-Ahead
1.043.185 GWh
(+2,6% MoM)

Base Avg.
137,91 €/MWh
(+55,4% MoM)

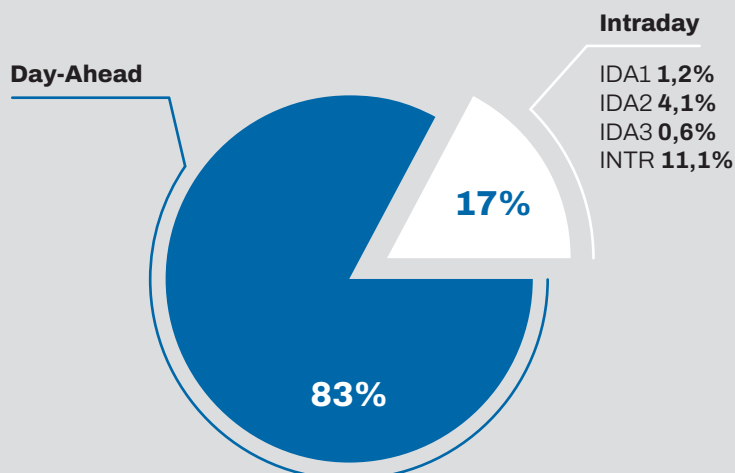
Intraday
208.891 GWh
(+31,3% MoM)

Daily Average
34.773 GWh
(+6,0% MoM)

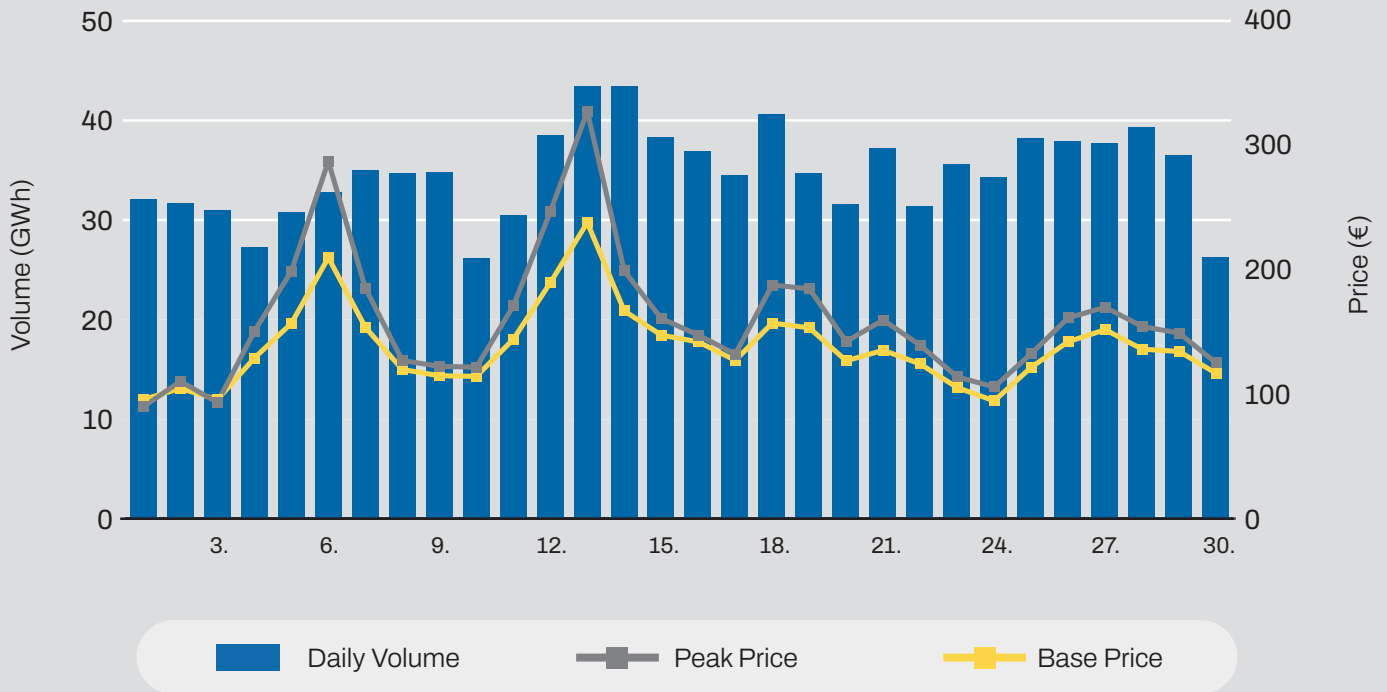
Daily Record
43.446 GWh
(-4,7% MoM)

Intraday

Volume (MWh)			Price (€/MWh)		
INTR	138.398	↑52,9%	INTR WAP	169,75	↑47,9%
IDA1	13.778	↑11,8%			
IDA2	50.750	↑74,9%	INTR Max	1.099,76	↑38,7%
IDA3	5.965	↑25,4%	INTR Min	-180,00	↑100,0%

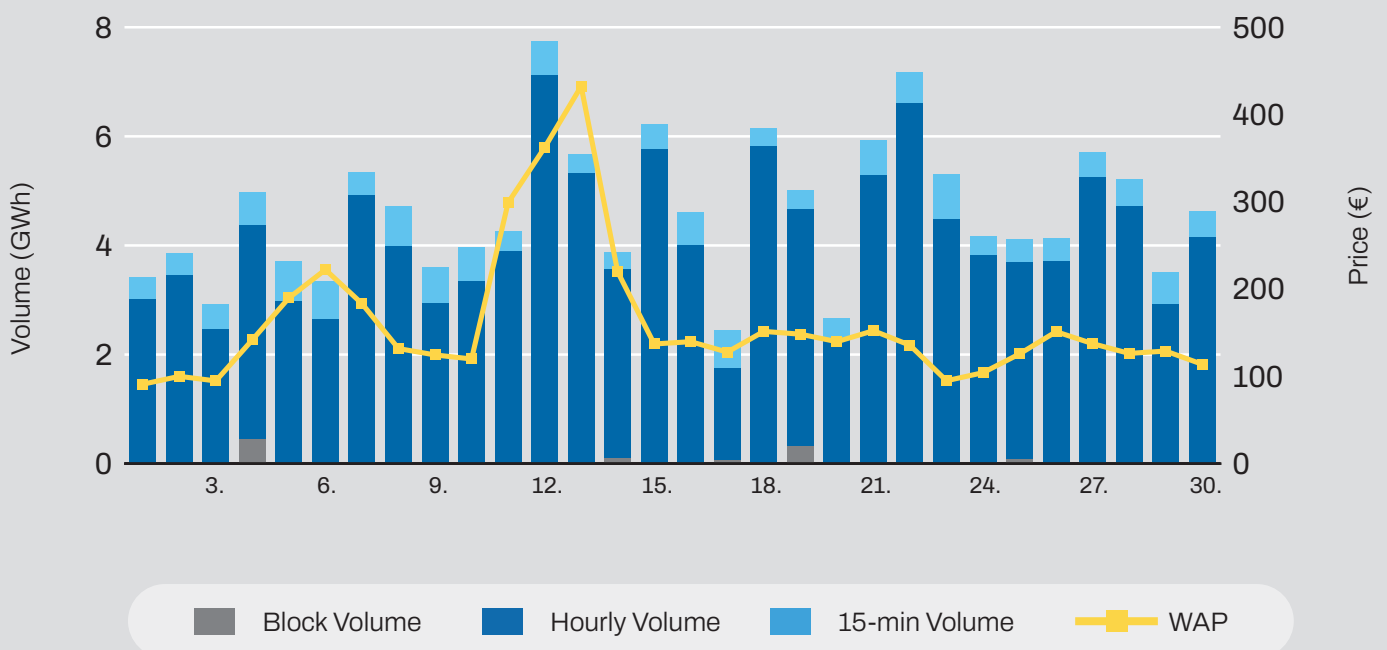


Day-Ahead Volumes and Prices



Intraday Continuous Trading

Volumes by Products

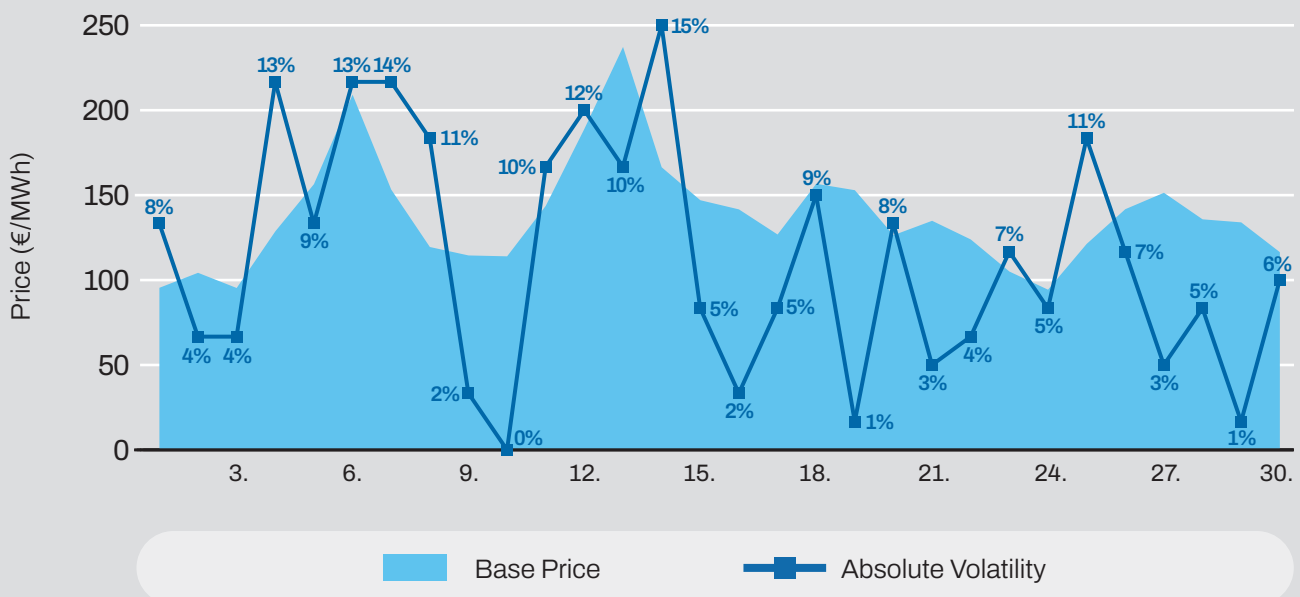


Average Monthly Day-Ahead Auction

Average Hourly Prices					
Hour	Volume (MWh)	Average price (€/MWh)	Hour	Volume (MWh)	Average price (€/MWh)
1	1.170	106,56	13	1.262	121,00
2	1.215	100,67	14	1.248	125,34
3	1.197	96,67	15	1.381	139,41
4	1.189	94,61	16	1.654	173,41
5	1.090	97,51	17	1.912	202,20
6	1.245	107,44	18	1.939	222,07
7	1.474	130,86	19	1.863	204,14
8	1.601	156,86	20	1.853	176,42
9	1.428	158,39	21	1.764	148,61
10	1.312	140,15	22	1.601	128,43
11	1.309	128,05	23	1.462	120,37
12	1.317	122,57	24	1.285	108,03

Cross-Zonal Capacities	
Export/Import	Allocated (MWh)
SI → IT	204.948
IT → SI	193.549
SI → AT	33.555
AT → SI	548.309
SI → HU	203.932
HU → SI	87.339
SI → HR	296.619
HR → SI	6.976
Total	1.575.227

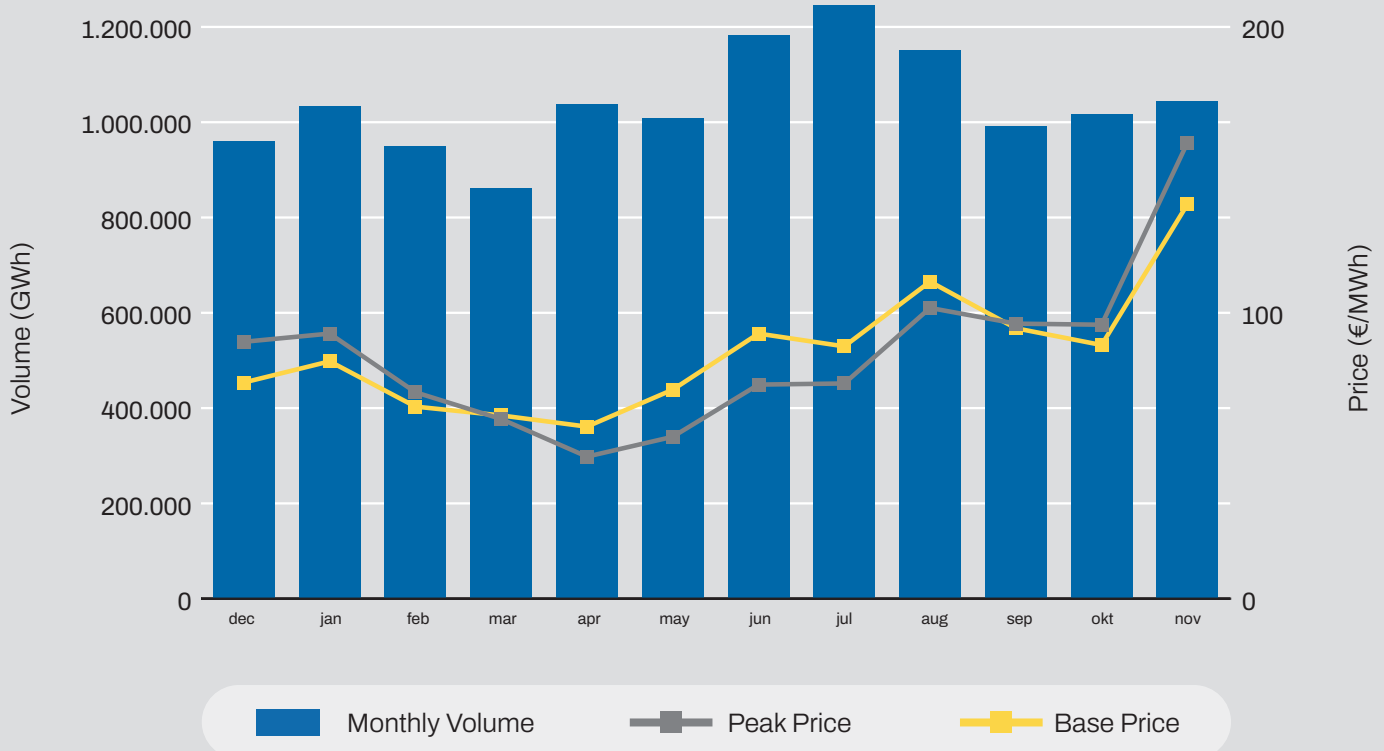
Daily Volatility of Base Price



Comparison


Day-Ahead Auction			
	November 2024	October 2024	November 2023
Avg. Daily Volume (MWh)	34.773	32.807	27.837
Avg. Hourly Volume (MWh)	1.449	1.365	1.160
Avg. Base Price (€/MWh)	137,91	88,73	95,74
Avg. Euro-Peak Price (€/MWh)	159,43	95,83	112,90

Day-Ahead Market Volumes and Prices




Past 12 Months Trade Information

Total Intraday Volumes (MWh)



Total Volume from Dec 2023

	Continuous	MI1	MI2	MI3
Dec	114.685	8.884	3.729	2.710
Jan	157.069	9.075	8.822	4.719
Feb	165.546	7.245	5.793	4.820
Mar	173.791	6.993	4.122	8.938
Apr	170.675	9.681	5.547	7.689
May	153.122	12.571	7.389	6.536
Jun	133.400	14.038	22.656	5.756
Jul	99.603	6.152	26.684	2.991
Aug	88.171	3.483	24.570	1.716
Sept	114.392	5.830	22.831	3.767
Oct	113.052	12.325	29.020	4.757
Nov	138.398	13.778	50.750	5.965



November 2024 Overall

Day-Ahead
494.395 GWh
 (-9,2% MoM)

Base Avg.
159,96 €/MWh
 (+78,4% MoM)

Daily Average
16.480 GWh
 (-6,2% MoM)

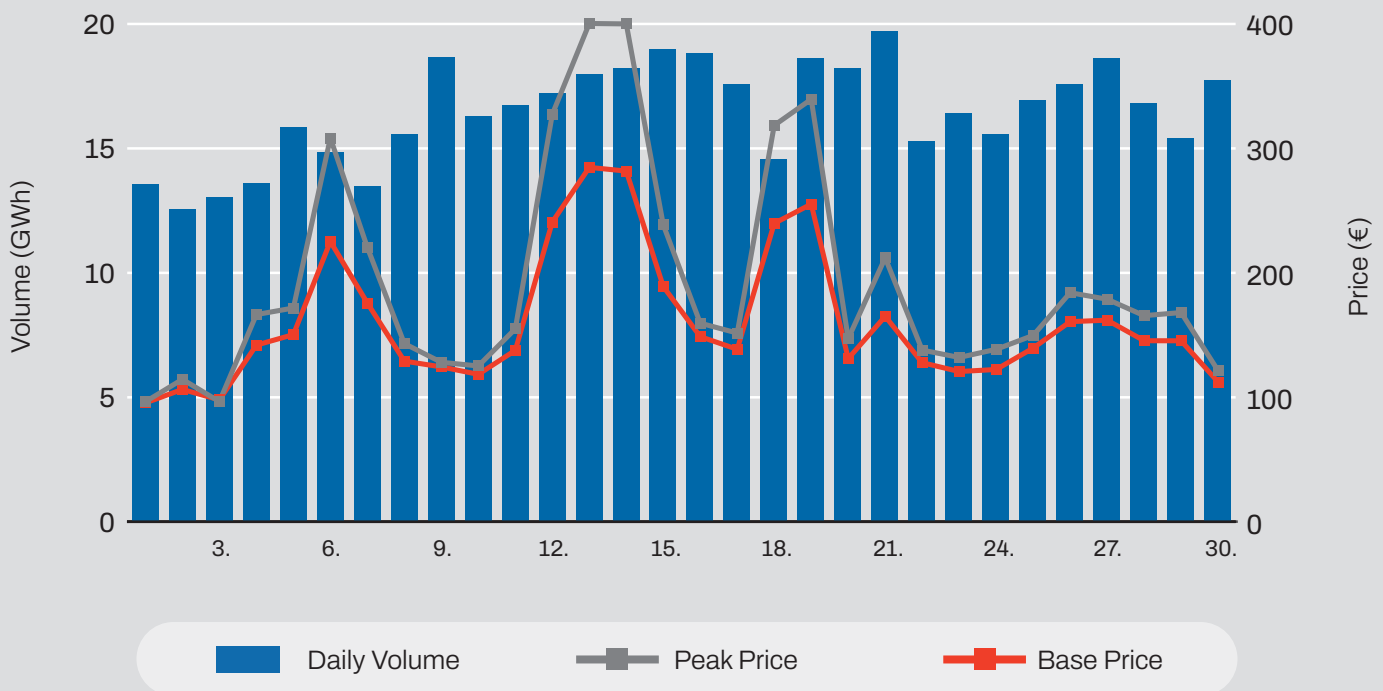
Daily Record
19.710 GWh
 (-17,7% MoM)

Day-Ahead

Volume (MWh)		
Total	494.395	↓ 9,2%
Avg. daily	16.480	↓ 6,2%
Max. daily	19.710	↓ 17,7%
Min. daily	12.535	↓ 7,7%

Price (€/MWh)				
	Avg. Daily	Max. Daily	Min. Daily	Spec. Daily Volatility
Base	159,96 ↑ 78,4%	283,93	95,17	8,53%
Euro-Peak	192,64 ↑ 105,8%	399,26	96,1	11,53%

Day-Ahead Volumes and Prices

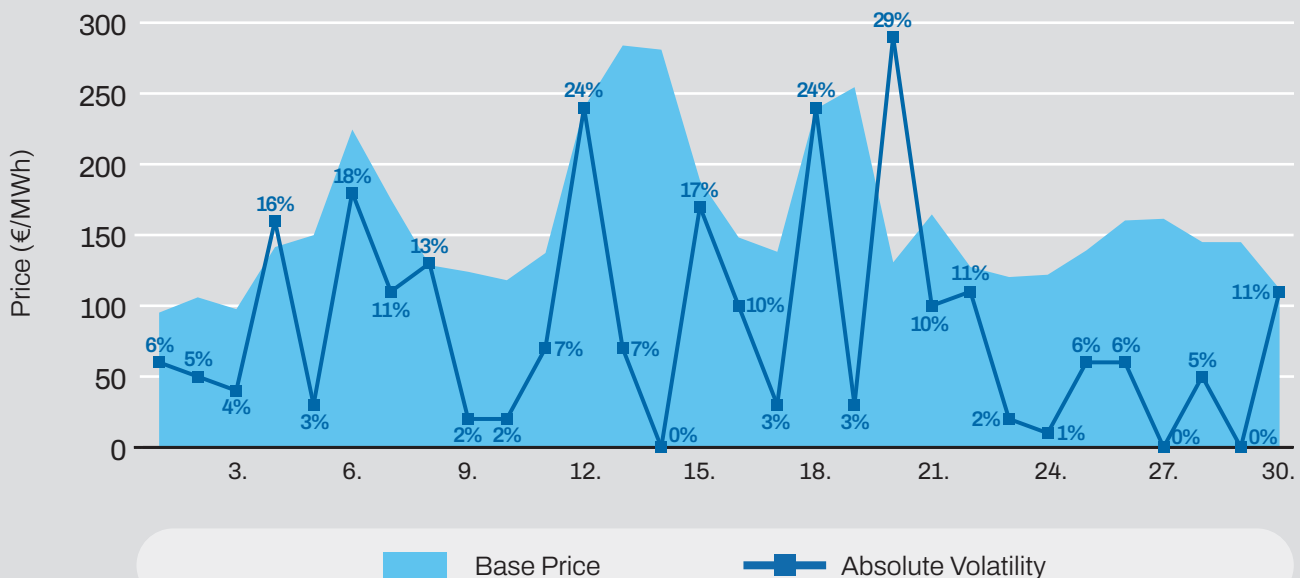


Day-Ahead Auction

Average Hourly Prices

Hour	Average Volume (MWh)	Average price (€/MWh)	Hour	Average Volume (MWh)	Average price (€/MWh)
1	661	113,96	13	771	129,53
2	648	106,88	14	731	137,62
3	590	99,14	15	646	151,36
4	566	95,88	16	680	211,41
5	583	99,02	17	677	284,02
6	647	113,43	18	693	313,87
7	655	142,96	19	700	271,93
8	698	187,01	20	682	227,78
9	731	170,31	21	702	171,69
10	765	147,24	22	692	144,94
11	768	136,92	23	705	133,25
12	791	130,25	24	697	118,72

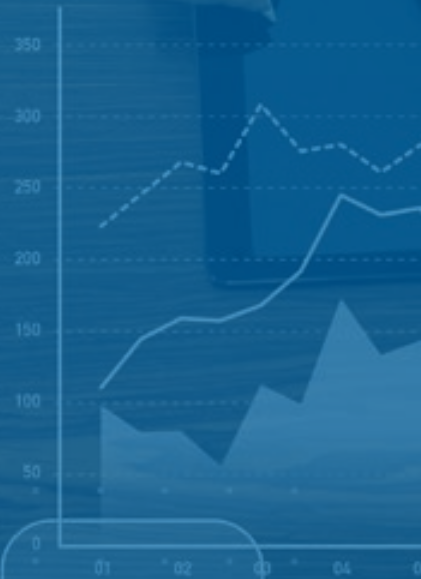
Daily Volatility of Base Price



Intraday trading on SEEPEX started on **25th July 2023**
 Number of participants: **20**



U	1.822	20.349.000
K	3.680	238.681.000
PL	1.062	85.678.000
EE	485	8.369.000
AH	8.569	189.301.000
PP	6.602	102.698.000
K	890	24.697.000
G	6.280	76.002.000
ID	2.436	57.610.000



1.822 (-35)	20.369 (+580)	890 (-20)
3.605 (+210)	9.542 (-128)	2.600 (+35)
3.204 (-33)	5.211 (+156)	7.100 (-60)
3.100 (-20)	712 (+12)	134 (+5)



ADEX GROUP holding company Ltd.

Dunajska cesta 156,
1000 Ljubljana, Slovenia

T SI +386 1/620 76 76
T RS +381 11 715 28 43
E info@adex-spot.com